

Monthly Departmental Report: Environmental Services



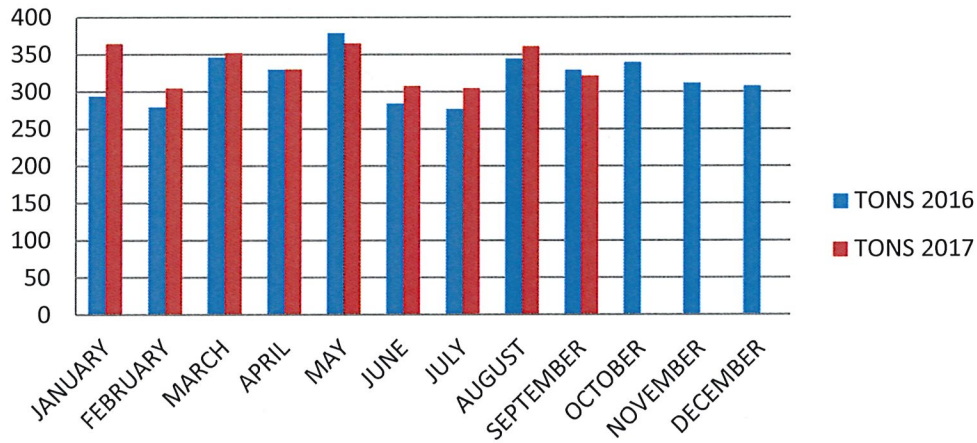
**SEPTEMBER
2017**

Departmental Report: Environmental Services

COMMERCIAL GARBAGE 2017

<u>MONTH</u>	<u>TONS 2016</u>	<u>TONS 2017</u>	<u>GAIN/LOSS</u>
JANUARY	294.03	364.35	70.32+
FEBRUARY	279.1	304.72	25.62+
MARCH	345.86	351.88	6.02+
APRIL	329.53	329.99	.46+
MAY	378.65	364.83	13.82-
JUNE	283.85	307.68	23.83+
JULY	276.53	304.81	28.28+
AUGUST	344.17	361.23	17.06+
SEPTEMBER	329.21	321.31	7.9-
OCTOBER	339.5		
NOVEMBER	311.59		
DECEMBER	307.85		
TOTALS	3819.87		

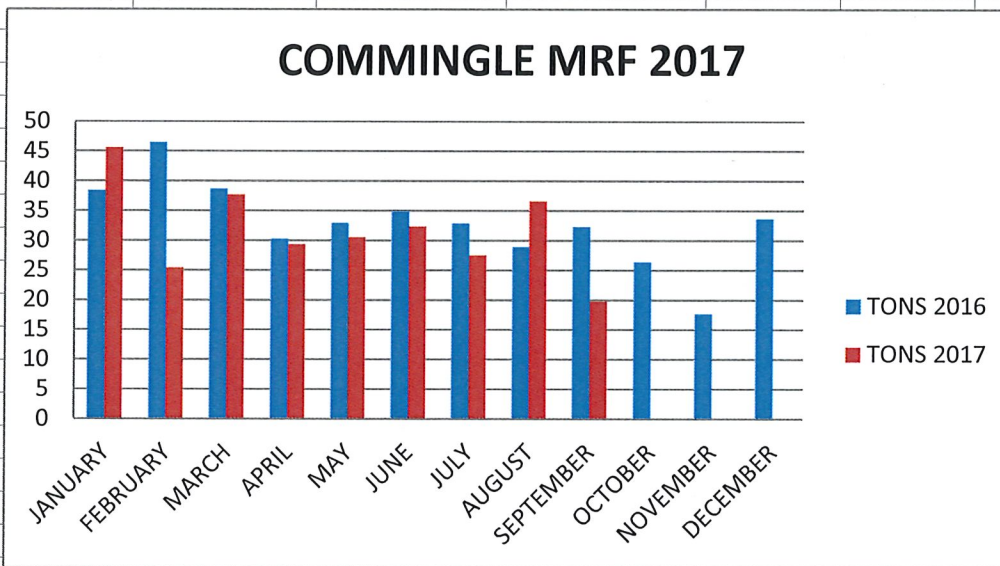
COMMERCIAL GARBAGE 2017



Departmental Report: Environmental Services

COMMINGLE MRF 2017

<u>MONTH</u>	<u>TONS 2016</u>	<u>TONS 2017</u>	<u>GAIN/LOSS</u>
JANUARY	38.38	45.61	7.23+
FEBRUARY	46.46	25.41	21.05-
MARCH	38.66	37.72	.94-
APRIL	30.25	29.37	.88-
MAY	32.97	30.54	2.43-
JUNE	34.91	32.36	2.55-
JULY	32.89	27.51	5.38-
AUGUST	28.91	36.65	7.74+
SEPTEMBER	32.29	19.74	12.55-
OCTOBER	26.4		
NOVEMBER	17.64		
DECEMBER	33.65		
TOTALS	393.41		

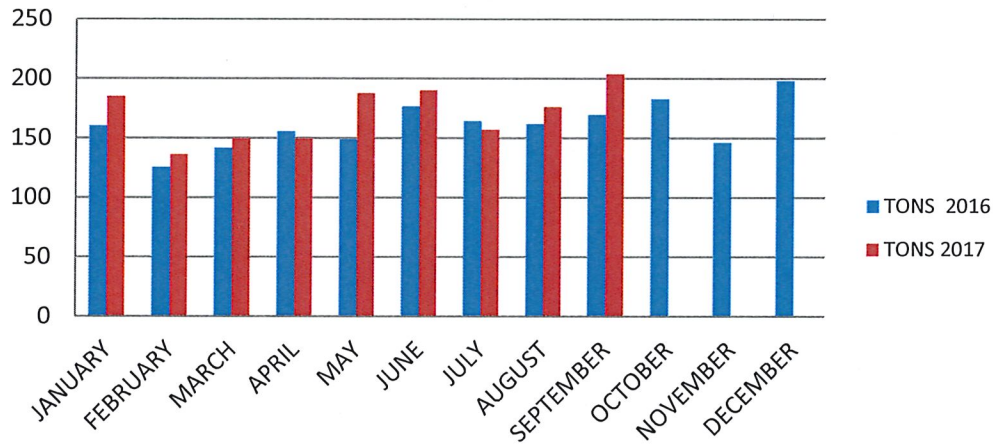


Departmental Report: Environmental Services

RESIDENTIAL GARBAGE 2017

<u>MONTH</u>	<u>TONS 2016</u>	<u>TONS 2017</u>	<u>GAIN/LOSS</u>
JANUARY	160.24	184.91	24.67+
FEBRUARY	125.57	136.31	10.74+
MARCH	141.61	149.85	8.24+
APRIL	155.54	149.63	5.91-
MAY	149.03	187.65	38.62+
JUNE	176.57	190.12	13.55+
JULY	164.28	157.09	7.19-
AUGUST	161.77	176.02	14.25+
SEPTEMBER	169.59	203.75	34.16+
OCTOBER	182.8		
NOVEMBER	146.2		
DECEMBER	198.14		
TOTALS	1931.34		

RESIDENTIAL GARBAGE 2017



Departmental Report: Environmental Services

Yard Debris 2017

<u>MONTH</u>	<u>TONS 2016</u>	<u>2016 TRIPS</u>	<u>2017 TONS</u>	<u>2017 TRIPS</u>	<u>TONNAGE</u>		<u>TRIP</u>	
					<u>GAIN/LOSS</u>	<u>GAIN/LOSS</u>		
January	299.67	73	256.42	58	43.25-	15-		
February	334.87	90	249.64	61	85.23-	29-		
March	338.59	95	183.63	42	154.96-	53-		
April	329.47	92	154.19	31	175.28-	61		
May	327.01	83	498.85	110	171.84+	27+		
June	240.04	71	498.61	107	258.57+	36		
July	212.65	63	222.84	52	10.19+	11-		
August	356.05	97	264.62	72	91.43-	25-		
September	268.47	72	251.4	68	17.07-	4-		
October	814.01	168						
November	449.24	145						
December	314.33	75						
TOTALS	4284.4	1124						

YARD DEBRIS 2017

