

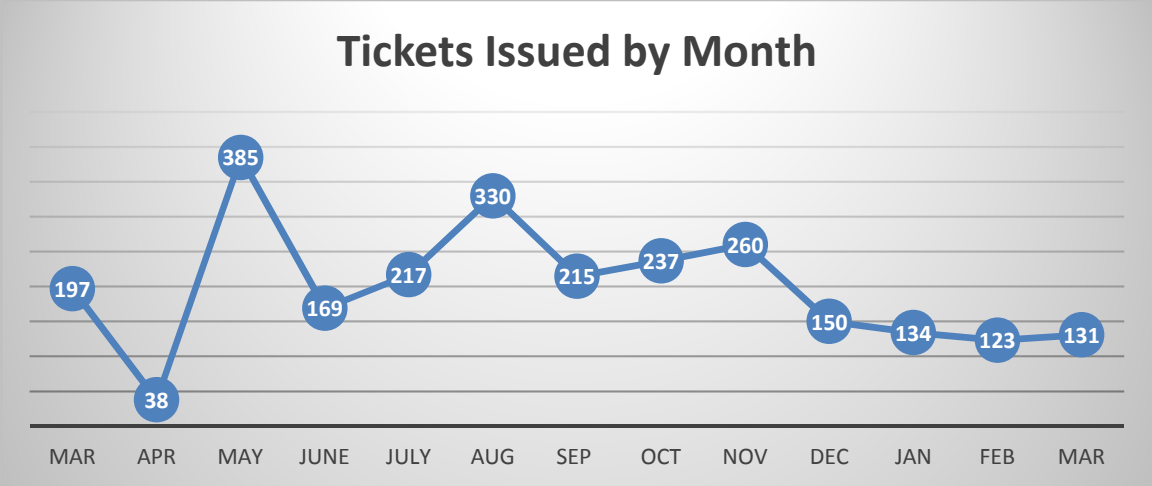
Hartsville Police Department



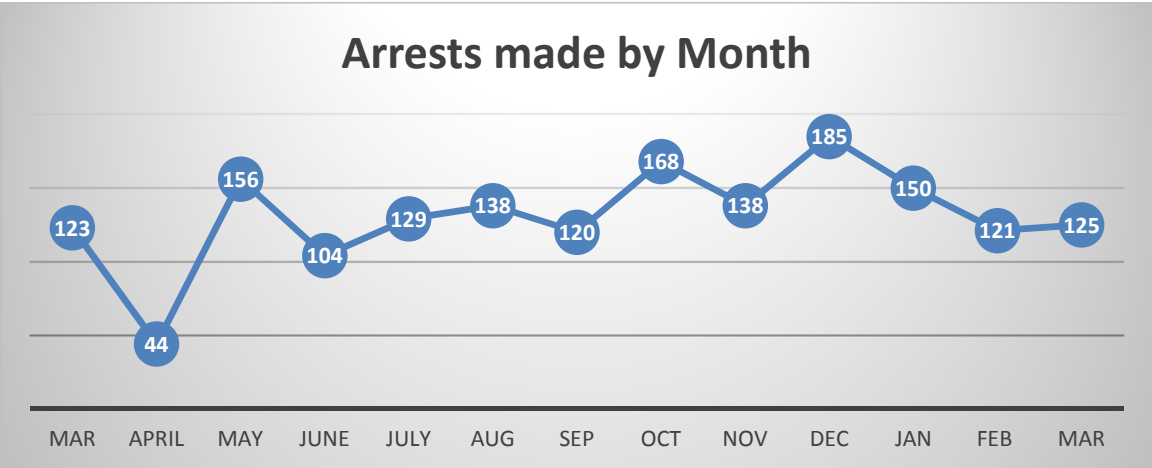
Monthly Report

March 2021

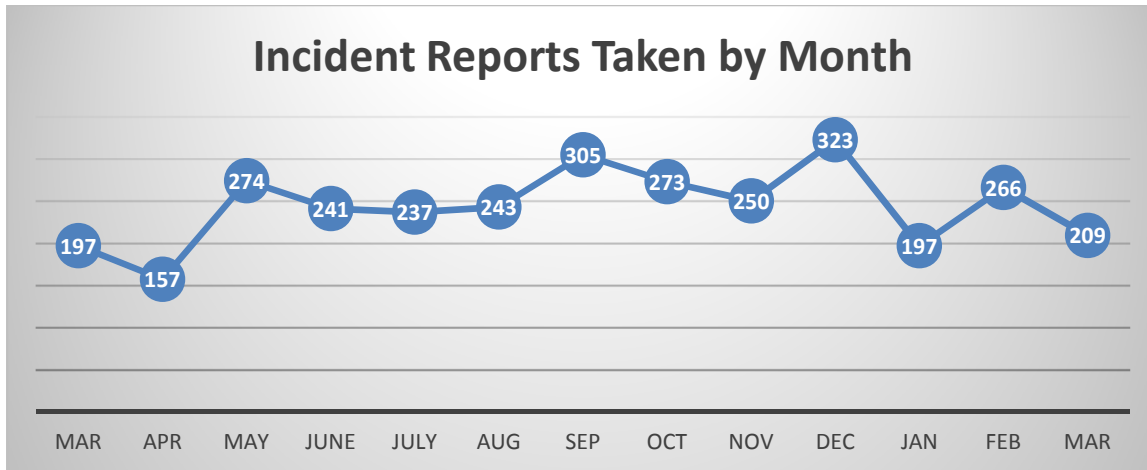
Prepared by Mark Blair



The COVID Pandemic had a severe impact on citations in Spring 2020. May showed a rebound above and beyond what was expected. December and January showed a marked decrease in citations as we lost a few officers and are currently at 3 per shift, and March has not shown any sign of recovery as we are still understaffed.



Arrests plummeted in April 2020 due to fewer people being out, businesses being closed, and stores taking aggressive distancing measures. May showed a return to normal, and after a brief slump in June, arrest numbers had stabilized at our average which continued into Fall. In December we had “Operation COVID Christmas”, which helped to boost our arrest numbers with the service of several drug warrants, but since that time, Arrests are back to average of between 120-140.



Incident Reports taken are a reflection of reports actually written. A report is not written for every call. Calls for service data is directly related to arrests and citations. Spring 2020 showed a large decrease in reports, due to people being home, less stores open, fewer traffic stops. There was a slump in January 2021 for an unknown reason, and an officer shortage as well as cool winter weather produced less reports in March.

Arrestees and Victims

On average, between 50-65% of arrested persons come from outside the city limits, showing that we serve many more people than our in-town population.

In February there were 125 arrests, including 10 Juveniles.

Crime Types

Arrests consisted of the following: (Major categories, not inclusive of all arrests):

Kidnapping -	1	(100% outside City)
Shopliftings –	7	(86% from outside City)
Assaults –	9	(44% from outside City)
Thefts (including Cars)-	2	(100% from outside City)
Fraud/Forgery	13	(62% from outside City)
Drug Offenses –	41	(73% from outside City)
Weapons Laws -	2	(100% from outside City)
DUI/Drunkeness-	13	(69% from outside City)
Non-Reported State	18	(66% from outside City)*

*Non-Reported to State offenses are generally offenses like Driving Under Suspension, Operating Uninsured, Possession of Controlled Substance, and other crimes that are outside the typical violent/property crime classifications

Totals for all arrests (including those not listed above)
83 of 125 people arrested (66%) live outside the city limits.