

Monthly Departmental Report: Environmental Services



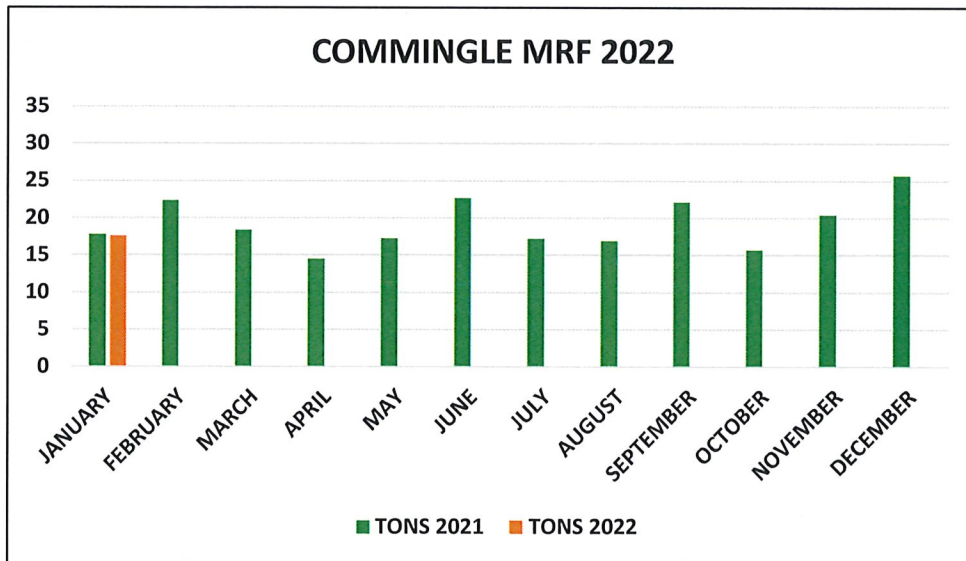
January

2022

Departmental Report: Environmental Services

COMMINGLE MRF 2022

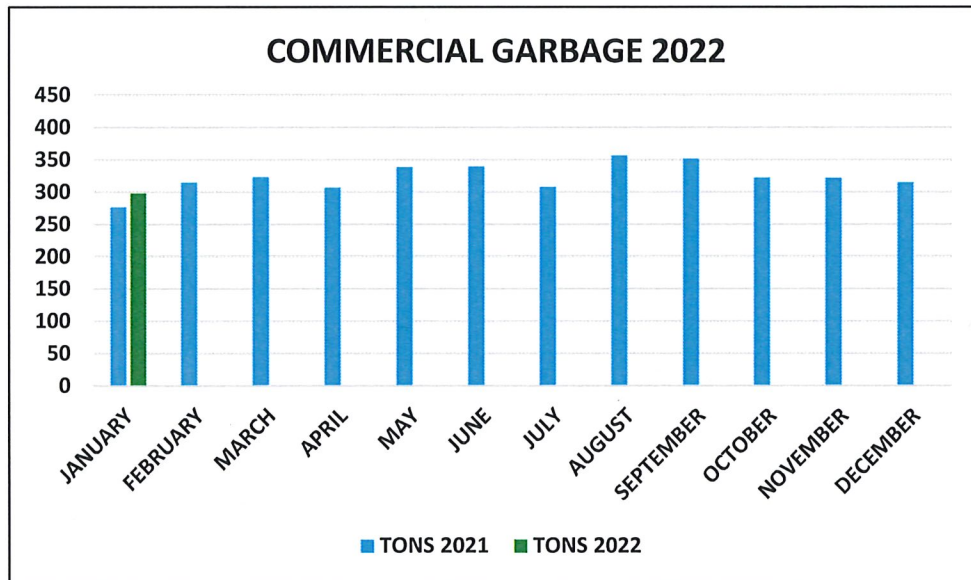
<u>MONTH</u>	<u>TONS 2021</u>	<u>TONS 2022</u>	<u>GAIN/LOSS</u>
JANUARY	17.77	17.56	-0.21
FEBRUARY	22.34		
MARCH	18.39		
APRIL	14.52		
MAY	17.26		
JUNE	22.69		
JULY	17.21		
AUGUST	16.91		
SEPTEMBER	22.14		
OCTOBER	15.72		
NOVEMBER	20.42		
DECEMBER	25.68		
TOTALS	231.05		



Departmental Report: Environmental Services

COMMERCIAL GARBAGE 2022

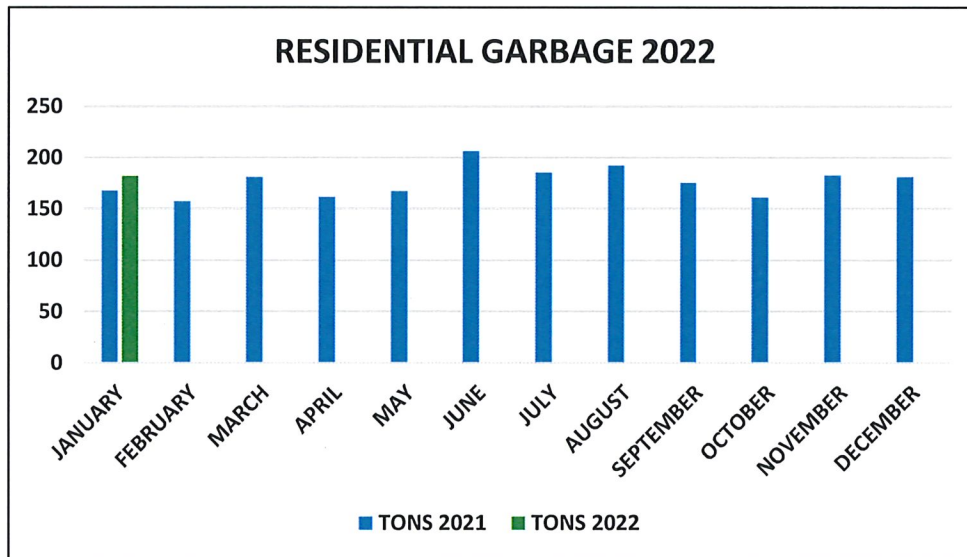
<u>MONTH</u>	<u>TONS 2021</u>	<u>TONS 2022</u>	<u>GAIN/LOSS</u>
JANUARY	276.77	297.7	20.93
FEBRUARY	314.57		
MARCH	323.26		
APRIL	306.61		
MAY	338.68		
JUNE	339.69		
JULY	307.8		
AUGUST	356.34		
SEPTEMBER	351.49		
OCTOBER	322.25		
NOVEMBER	321.52		
DECEMBER	314.74		
TOTALS	3873.72		



Departmental Report: Environmental Services

RESIDENTIAL GARBAGE 2022

<u>MONTH</u>	<u>TONS 2021</u>	<u>TONS 2022</u>	<u>GAIN/LOSS</u>
JANUARY	167.5	181.95	14.45
FEBRUARY	157.31		
MARCH	181.04		
APRIL	161.74		
MAY	167.21		
JUNE	206.35		
JULY	185.43		
AUGUST	192.34		
SEPTEMBER	175.46		
OCTOBER	160.9		
NOVEMBER	182.47		
DECEMBER	180.92		
TOTALS	2118.67		



Departmental Report: Environmental Services

Yard Debris 2022

MONTH	2021 TONS	2021 TRIPS	2022 TONS	2022 TRIPS	TONNAGE	TRIPS
					GAIN/LOSS	GAIN/LOSS
January	284.21	54	345.4	63	61.19	9
February	199.71	42				
March	278.9	51				
April	280.66	41				
May	273.83	45				
June	285.25	45				
July	273.57	45				
August	196.31	34				
September	188.98	33				
October	167.43	31				
November	252.39	53				
December	406.53	69				
TOTALS	3087.77	543				

