

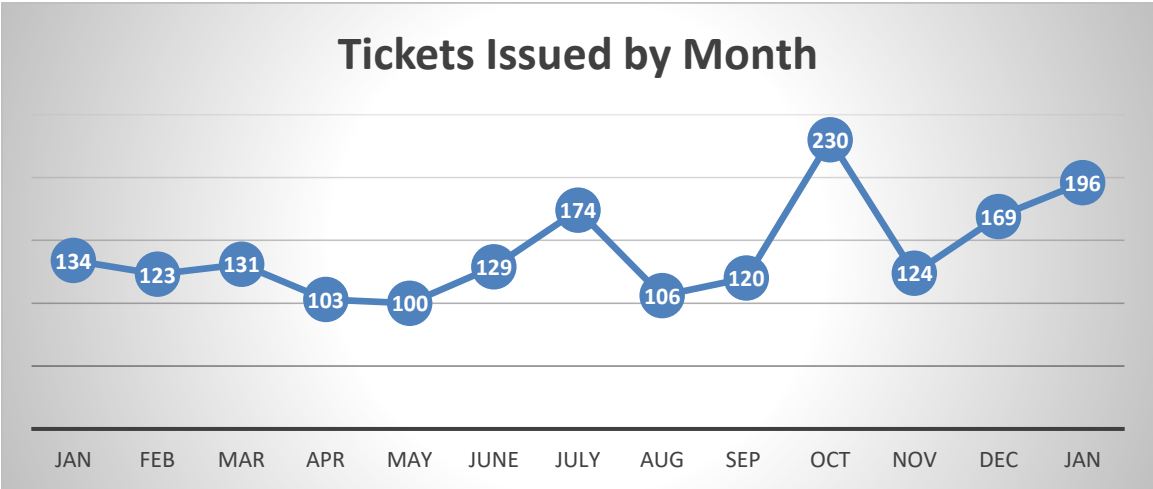
# Hartsville Police Department

## Monthly Report

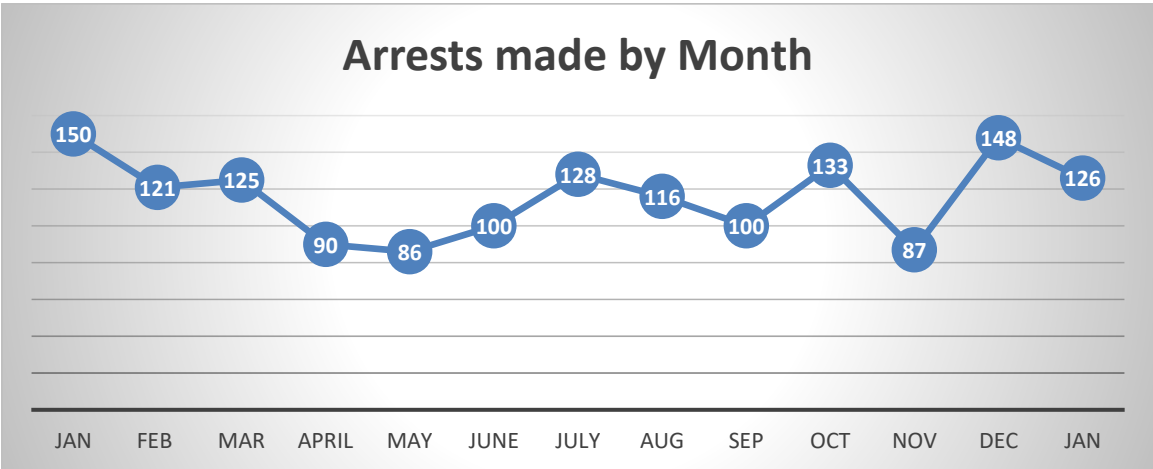


January 2022

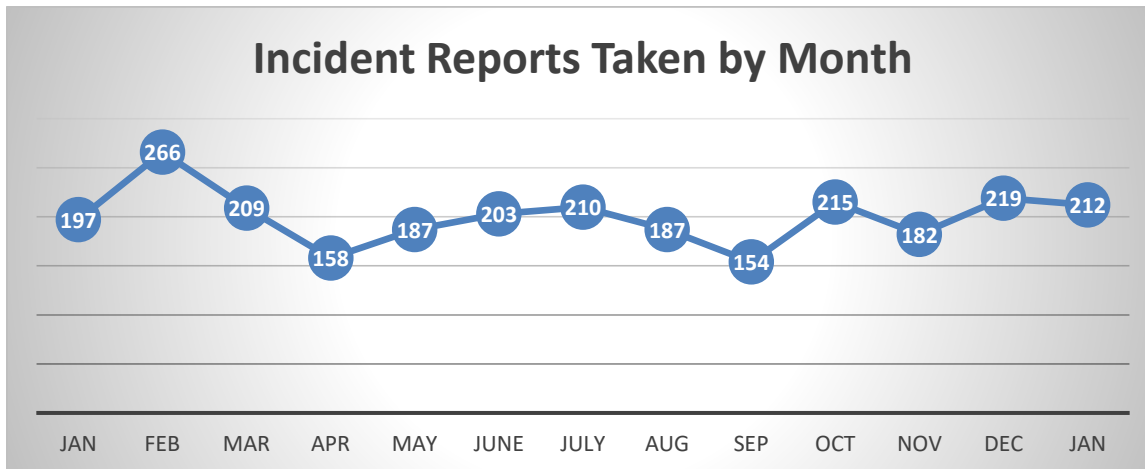
Prepared by Mark Blair



The COVID Pandemic had less of an effect on citations in 2021 but the lingering effects still caused lower numbers. January 2021 showed a marked decrease in citations as we lost a few officers and at 3 per shift for a long period. We continued a downward trend until May, when we were able to fill vacancies. With the increasing COVID numbers in our area with Delta in Summer and Omicron in November, officers were told to stop fewer cars, and our numbers reflect the impacts of that order. October showed a return to more normal levels, with December and January coming back up.



The end of 2020 showed a return to normal operations following the COVID lockdowns, and in December 2020 we had “Operation COVID Christmas”, which helped to boost our arrest numbers with the service of several drug warrants. 2021 Arrests match 2021 Citations, showing a general slump until late summer, with Covid Variants having a spotty effect on numbers. After a short burst of activity in October 2021, November showed general slump along with the emergence of COVID Omicron but December and January rebounded.



Incident Reports taken are a reflection of reports actually written. A report is not written for every call. Reports made decreased sharply since February, with the numbers of reports September 2021 being the lowest since the COVID lockdowns of April 2020. October showed a spike in reports, arrests, and citations together, and overall we have stabilized around 200 per month.

#### Arrestees and Victims

On average, between 60-65% of arrested persons come from outside the city limits, showing that we serve many more people than our in-town population.

January gave us 196 arrests, including 12 Juveniles.

#### Crime Types

Arrests consisted of the following: (Major categories, not inclusive of all arrests):

Robbery	2	(50% from outside City)
Assault	8	(75% from outside City)
Car Theft	1	(0% from outside City)
Shopliftings	8	(88% from outside City)
Fraud/Forgery	3	(100% from outside City)
Drug Offenses –	23	(83% from outside City)
Weapons Laws -	2	(100% from outside City)
DUI/Drunkeness-	13	(85% from outside City)
Non-Reported State	43	(68% from outside City)*

\*Non-Reported to State offenses are generally offenses like Driving Under Suspension, Operating Uninsured, Possession of Controlled Substance, and other crimes that are outside the typical violent/property crime classifications

Totals for all arrests (including those not listed above)

88 of 126 people arrested (70%) live outside the city limits.