

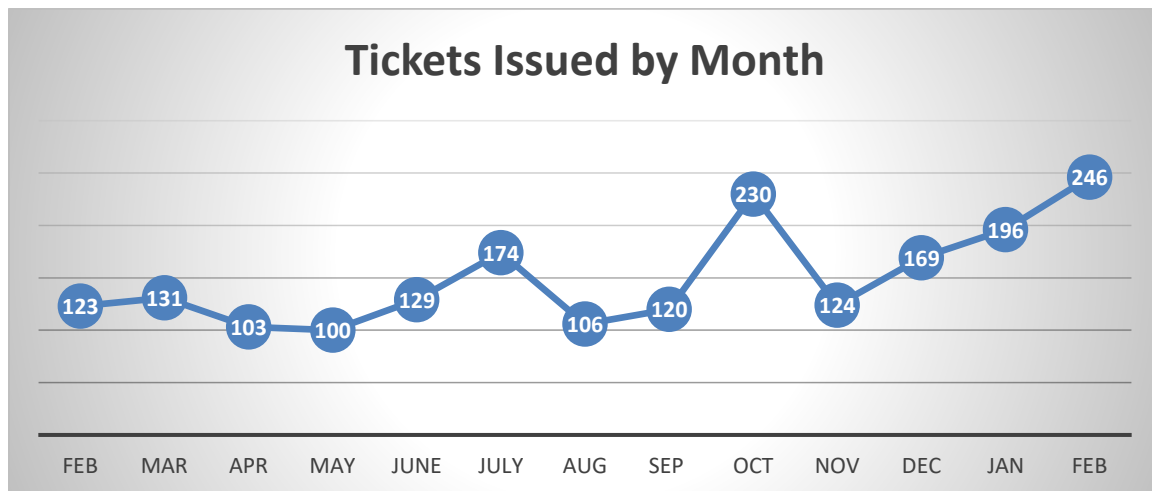
Hartsville Police Department

Monthly Report

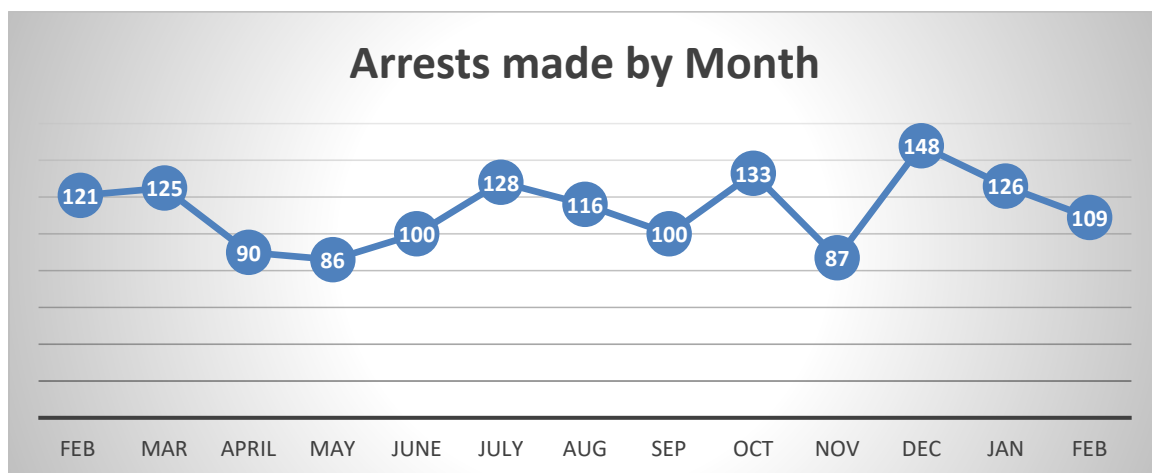


February 2022

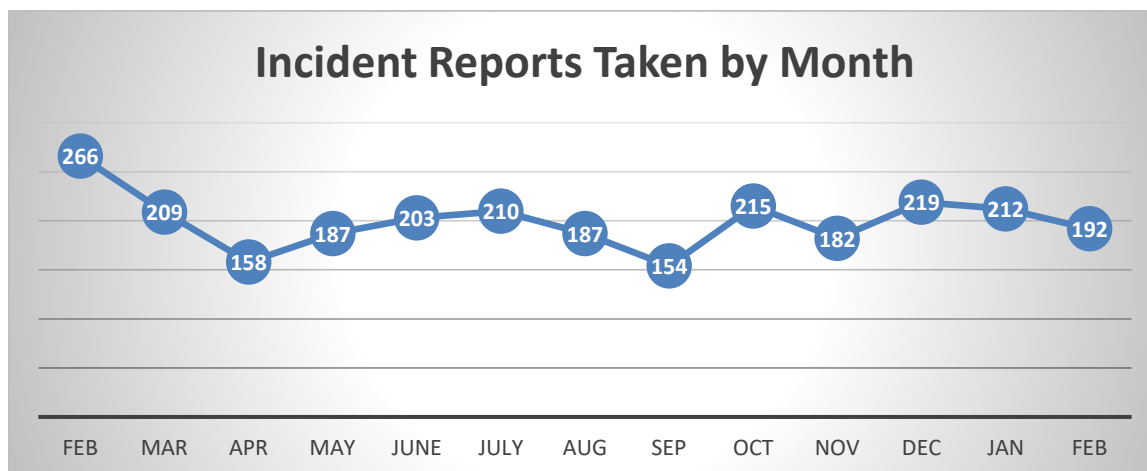
Prepared by Mark Blair



The COVID Pandemic had less of an effect on citations in 2021 but the lingering effects still caused lower numbers for a while. We continued a downward trend until May, when we were able to fill vacancies. With the increasing COVID numbers in our area with Delta in Summer and Omicron in November, officers were told to stop fewer cars, and our numbers reflect the impacts of that order. Since November we have experienced a steady climb in numbers, to exactly twice the number of citations this February, than last.



2021 Arrests match 2021 Citations, showing a general slump until late summer, with Covid Variants having a spotty effect on numbers. After a short burst of activity in October 2021, November showed general slump along with the emergence of COVID Omicron but December and January rebounded. Interestingly, the arrest numbers are trending down, while the Citations are trending up. This could indicate officers have let more people go on tickets, that used to go to jail.



Incident Reports taken are a reflection of reports actually written. A report is not written for every call. Reports made decreased sharply since February, with the numbers of reports September 2021 being the lowest since the COVID lockdowns of April 2020. After a brief, and expected, rise over the holiday season, reports have slightly gone down, which matches the arrest chart.

Arrestees and Victims

On average, between 60-65% of arrested persons come from outside the city limits, showing that we serve many more people than our in-town population.

February gave us 109 arrests, including 5 Juveniles.

Crime Types

Arrests consisted of the following: (Major categories, not inclusive of all arrests):

Robbery	1	(0% from outside City)
Assault	3	(66% from outside City)
Burglary	1	(0% from outside City)
Shopliftings	10	(90% from outside City)
Fraud/Forgery	5	(100% from outside City)
Drug Offenses –	20	(75% from outside City)
Weapons Laws -	4	(100% from outside City)
DUI/Drunkeness-	10	(90% from outside City)
Non-Reported State	24	(62% from outside City)*

*Non-Reported to State offenses are generally offenses like Driving Under Suspension, Operating Uninsured, Possession of Controlled Substance, and other crimes that are outside the typical violent/property crime classifications

Totals for all arrests (including those not listed above)

81 of 109 people arrested (75%) live outside the city limits.