

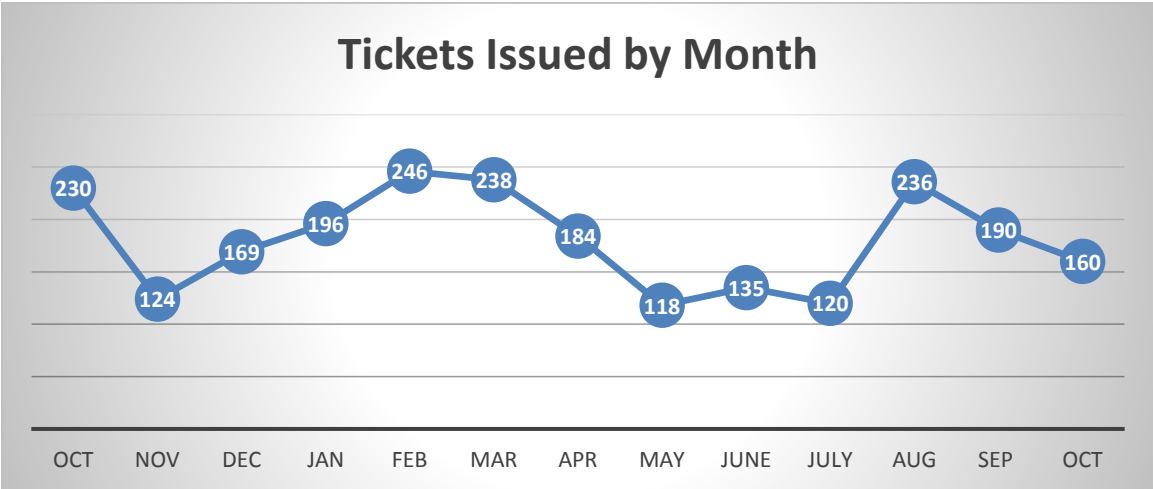
Hartsville Police Department

Monthly Report

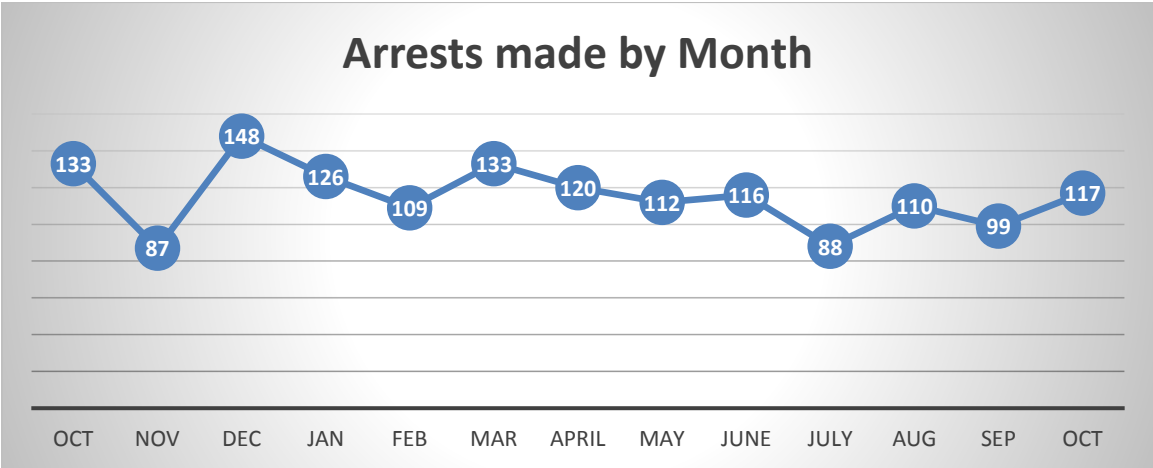


October 2022

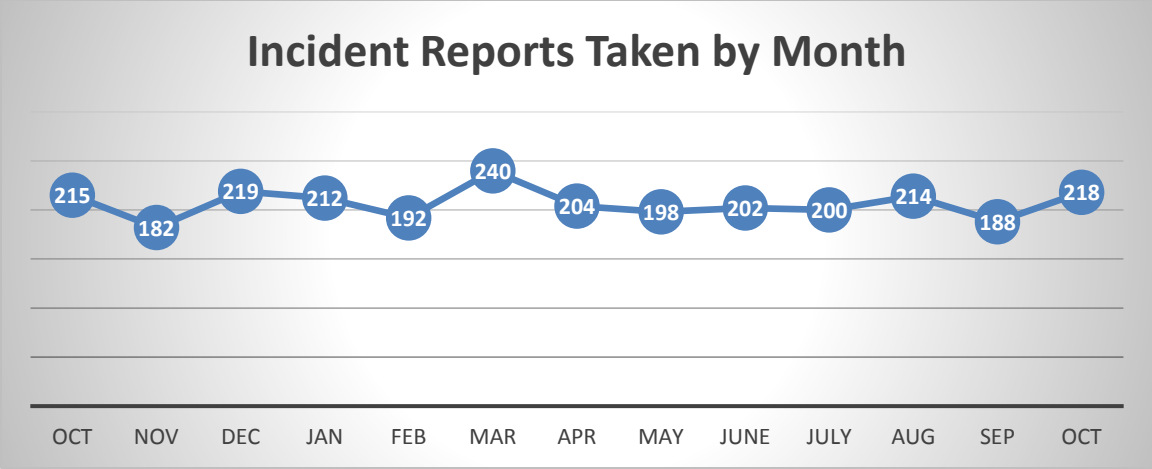
Prepared by Mark Blair



The COVID Pandemic had less of an effect on citations in 2022 but the lingering effects still caused lower numbers for a while. After a steady climb since November 2021, numbers showed a decline from March through May, partially due to vacancies. Although there was a spike in August, with low manpower on shifts, numbers have declined steadily into fall.



After a short burst of activity in October 2021, November showed general slump along with the emergence of COVID Omicron but December and January rebounded. Interestingly, the arrest numbers have slowly decreased, with July being the second lowest number in 12 months. They improved slightly in August, however not nearly as much as citations, which seems to suggest officers are issuing tickets in lieu of jail. Arrest rates seem to be remaining pretty steady over time.



Incident Reports taken are a reflection of reports actually written. A report is not written for every call. Reports taken seem to fluctuate around an average of about 200 per month, pretty steady across the year. This is incident reports only, accidents are not included in this data.

Arrestees and Victims

On average, between 60-65% of arrested persons come from outside the city limits, showing that we serve many more people than our in-town population.

October gave us 117 arrests, including 11 Juveniles.

Crime Types

Arrests consisted of the following: (Major categories, not inclusive of all arrests):

Robbery	1	(100% from outside City)
Aggravated Assault	3	(66% from outside City)
Burglary	1	(0% from outside City)
Shopliftings	23	(83% from outside City)
Weapons	3	(66% from outside City)
Drug Offenses	24	(66% from outside City)
Fraud/Forgery	1	(100% from outside City)
DUI/Drunkenness-	10	(70% from outside City)
Non-Reported State	32	(84% from outside City)*

*Non-Reported to State offenses are generally offenses like Driving Under Suspension, Operating Uninsured, Possession of Controlled Substance, and other crimes that are outside the typical violent/property crime classifications

Totals for all arrests (including those not listed above)
 83 of 117 people arrested (72%) live outside the city limits.