

Monthly Departmental Report: Environmental Services



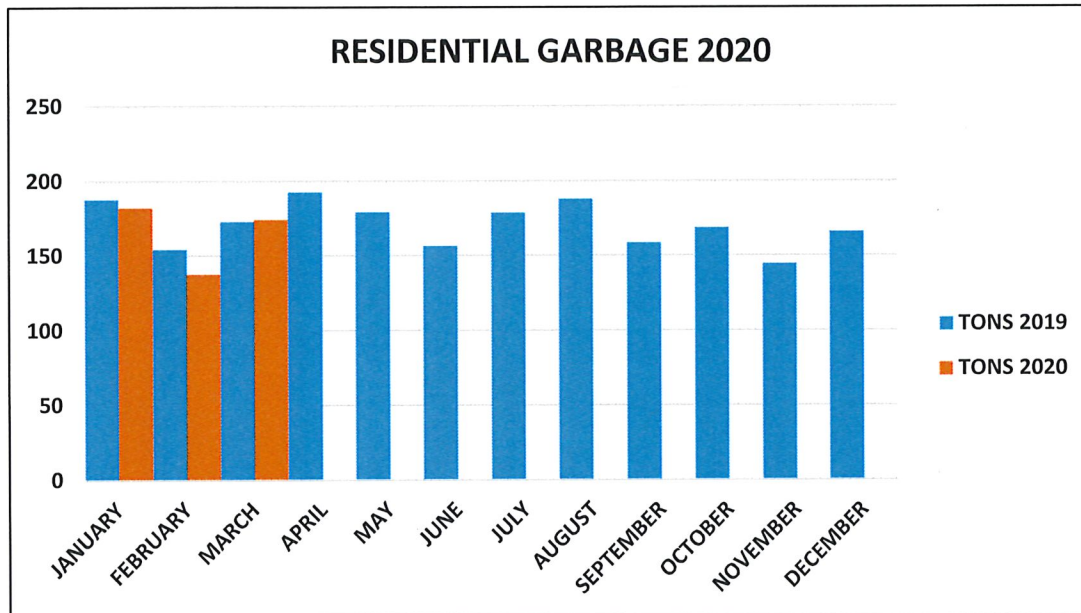
March

2020

Departmental Report: Environmental Services

RESIDENTIAL GARBAGE 2020

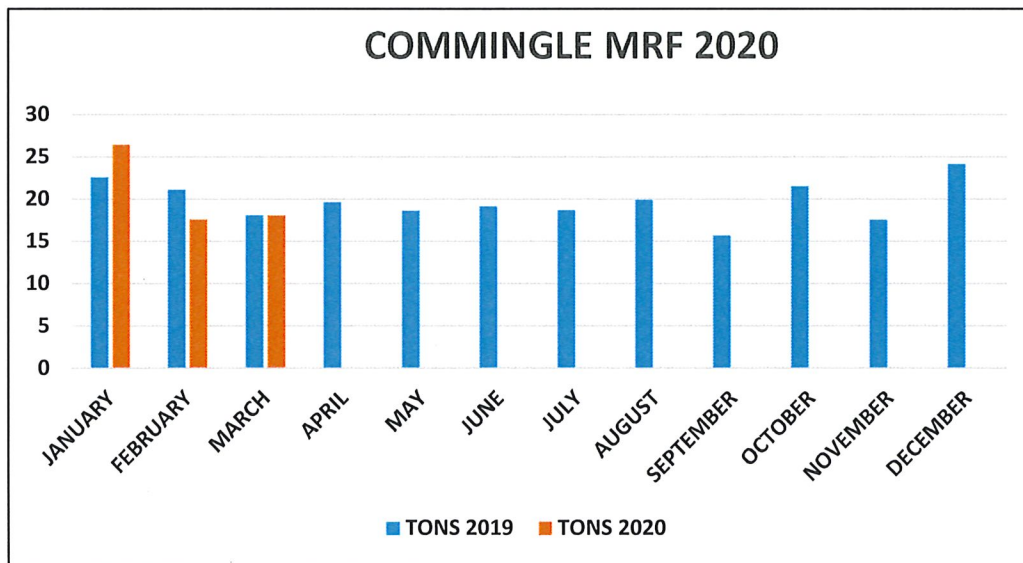
| <u>MONTH</u> | <u>TONS 2019</u> | <u>TONS 2020</u> | <u>GAIN/LOSS</u> |
|--------------|------------------|------------------|------------------|
| JANUARY | 187.67 | 182.04 | -5.63 |
| FEBRUARY | 154.32 | 137.52 | -16.8 |
| MARCH | 172.97 | 174.27 | 1.3 |
| APRIL | 192.61 | | |
| MAY | 179.04 | | |
| JUNE | 156.51 | | |
| JULY | 178.67 | | |
| AUGUST | 187.94 | | |
| SEPTEMBER | 158.58 | | |
| OCTOBER | 168.55 | | |
| NOVEMBER | 144.47 | | |
| DECEMBER | 165.89 | | |
| TOTALS | 2047.22 | | |



Departmental Report: Environmental Services

COMMINGLE MRF 2020

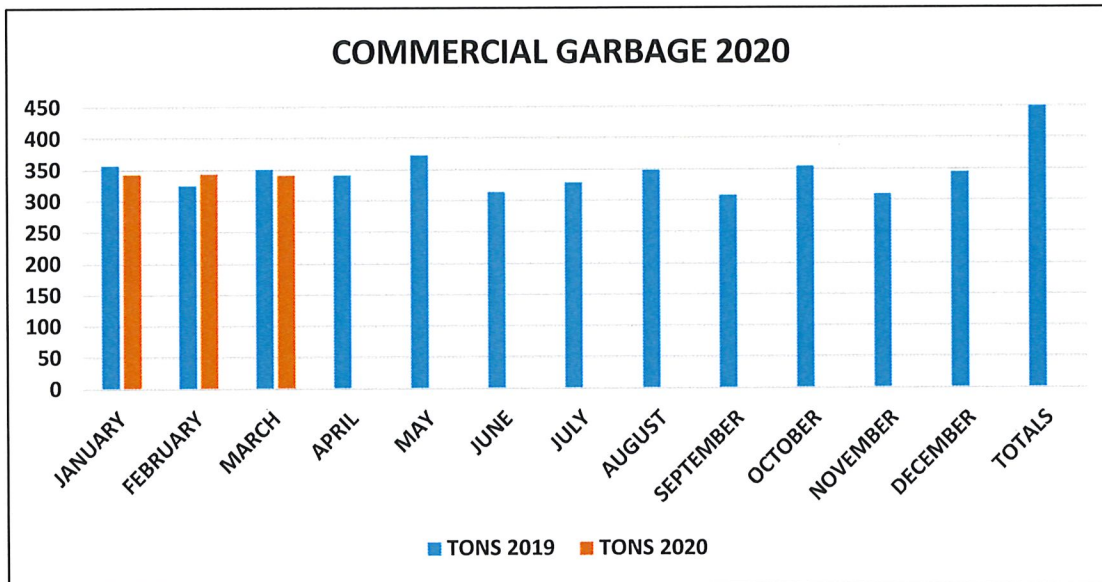
| <u>MONTH</u> | <u>TONS 2019</u> | <u>TONS 2020</u> | <u>GAIN/LOSS</u> |
|--------------|------------------|------------------|------------------|
| JANUARY | 22.55 | 26.37 | 3.82 |
| FEBRUARY | 21.1 | 17.53 | -3.57 |
| MARCH | 18.06 | 18.02 | -0.04 |
| APRIL | 19.63 | | |
| MAY | 18.58 | | |
| JUNE | 19.13 | | |
| JULY | 18.67 | | |
| AUGUST | 19.91 | | |
| SEPTEMBER | 15.68 | | |
| OCTOBER | 21.52 | | |
| NOVEMBER | 17.52 | | |
| DECEMBER | 24.11 | | |
| TOTALS | 236.46 | | |



Departmental Report: Environmental Services

COMMERCIAL GARBAGE 2020

| <u>MONTH</u> | <u>TONS 2019</u> | <u>TONS 2020</u> | <u>GAIN/LOSS</u> |
|--------------|------------------|------------------|------------------|
| JANUARY | 356.77 | 342.49 | -14.28 |
| FEBRUARY | 324.76 | 343.24 | 18.48 |
| MARCH | 350.73 | 341.15 | -9.58 |
| APRIL | 340.93 | | |
| MAY | 372.8 | | |
| JUNE | 313.93 | | |
| JULY | 328.67 | | |
| AUGUST | 348.77 | | |
| SEPTEMBER | 308.13 | | |
| OCTOBER | 354.27 | | |
| NOVEMBER | 310.12 | | |
| DECEMBER | 344.85 | | |
| TOTALS | 4054.73 | | |



Departmental Report: Environmental Services

Yard Debris 2020

| | | | | | TONNAGE | TRIPS |
|---------------|------------------|-------------------|------------------|-------------------|------------------|------------------|
| <u>MONTH</u> | <u>2019 TONS</u> | <u>2019 TRIPS</u> | <u>2020 TONS</u> | <u>2020 TRIPS</u> | <u>GAIN/LOSS</u> | <u>GAIN/LOSS</u> |
| January | 554.81 | 118 | 348.44 | 54 | -206.37 | -64 |
| February | 193.48 | 55 | 236.79 | 42 | 43.31 | -13 |
| March | 217 | 48 | 305.3 | 60 | 88.3 | 12 |
| April | 282.45 | 56 | | | | |
| May | 286.45 | 59 | | | | |
| June | 291.64 | 61 | | | | |
| July | 224.63 | 45 | | | | |
| August | 243.91 | 51 | | | | |
| September | 154.72 | 38 | | | | |
| October | 315.09 | 58 | | | | |
| November | 221.26 | 40 | | | | |
| December | 412.55 | 58 | | | | |
| TOTALS | 3397.99 | 687 | | | | |

