

Monthly Departmental Report: Environmental Services



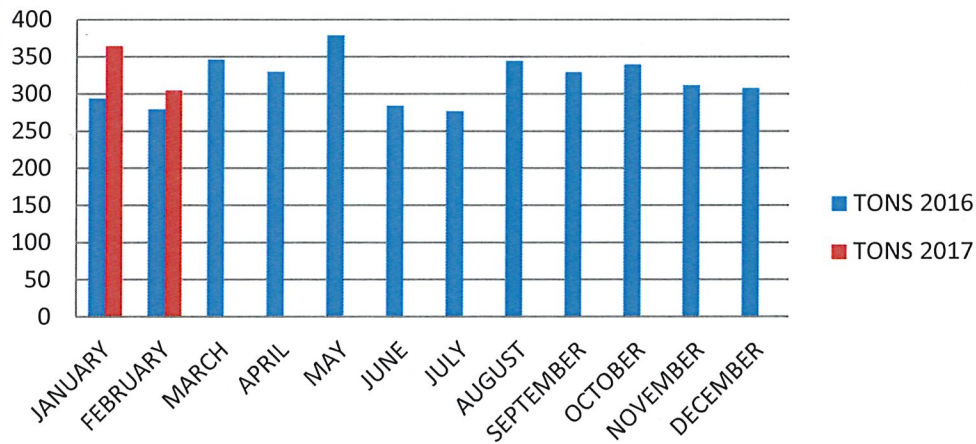
**FEBRUARY
2017**

Departmental Report: Environmental Services

COMMERCIAL GARBAGE 2017

<u>MONTH</u>	<u>TONS 2016</u>	<u>TONS 2017</u>	<u>GAIN/LOSS</u>
JANUARY	294.03	364.35	70.32+
FEBRUARY	279.1	304.72	25.62+
MARCH	345.86		
APRIL	329.53		
MAY	378.65		
JUNE	283.85		
JULY	276.53		
AUGUST	344.17		
SEPTEMBER	329.21		
OCTOBER	339.5		
NOVEMBER	311.59		
DECEMBER	307.85		
TOTALS	3819.87		

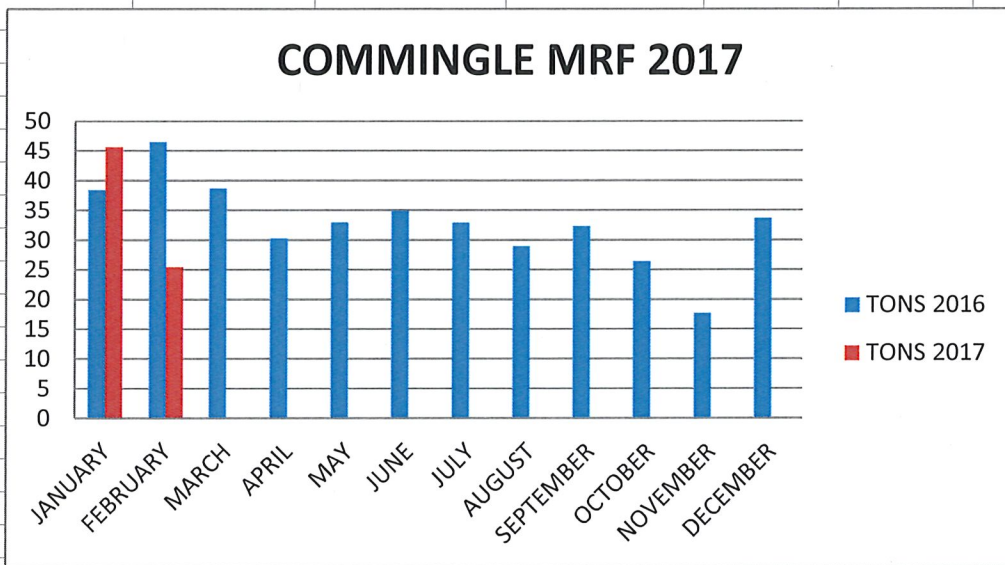
COMMERCIAL GARBAGE 2017



Departmental Report: Environmental Services

COMMINGLE MRF 2017

<u>MONTH</u>	<u>TONS 2016</u>	<u>TONS 2017</u>	<u>GAIN/LOSS</u>
JANUARY	38.38	45.61	7.23+
FEBRUARY	46.46	25.41	21.05-
MARCH	38.66		
APRIL	30.25		
MAY	32.97		
JUNE	34.91		
JULY	32.89		
AUGUST	28.91		
SEPTEMBER	32.29		
OCTOBER	26.4		
NOVEMBER	17.64		
DECEMBER	33.65		
TOTALS	393.41		

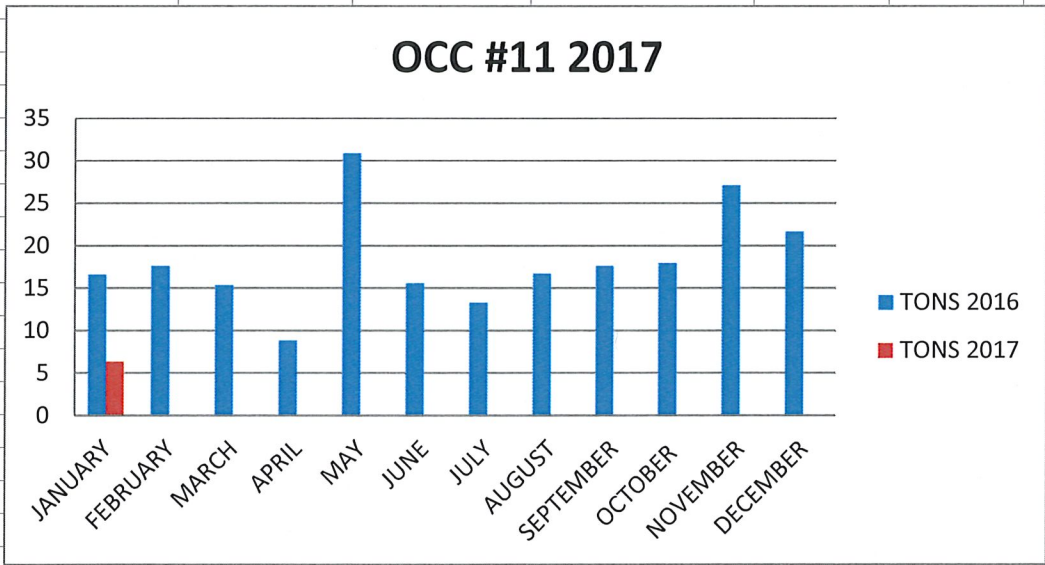


Departmental Report: Environmental Services

OCC #11 2017

<u>MONTH</u>	<u>TONS 2016</u>	<u>TONS 2017</u>	<u>GAIN/LOSS</u>
JANUARY	16.59	6.35	10.24
FEBRUARY	17.59	0	17.59-
MARCH	15.33		
APRIL	8.82		
MAY	30.86		
JUNE	15.58		
JULY	13.26		
AUGUST	16.69		
SEPTEMBER	17.62		
OCTOBER	17.93		
NOVEMBER	27.1		
DECEMBER	21.63		
TOTALS	219		

*



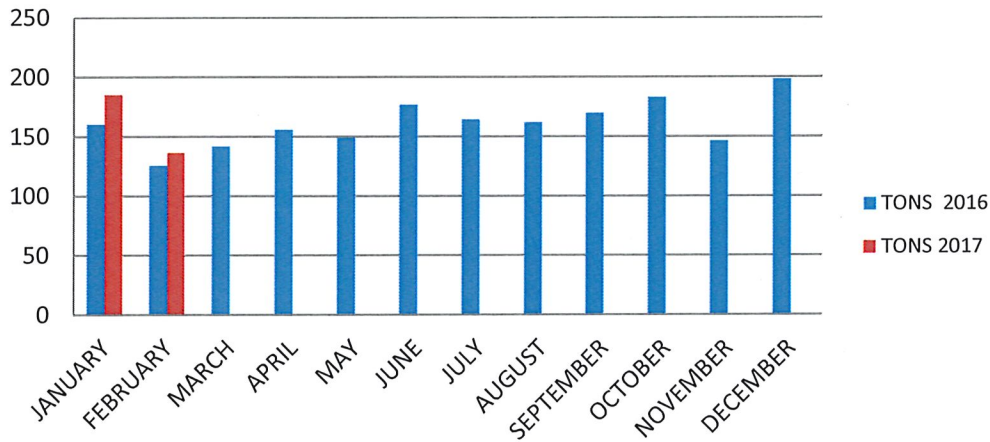
* Collection service suspended at the end of January. We have not had a full truck as of 3.2.17. Only servicing 6 dumpsters in the downtown area.

Departmental Report: Environmental Services

RESIDENTIAL GARBAGE 2017

<u>MONTH</u>	<u>TONS 2016</u>	<u>TONS 2017</u>	<u>GAIN/LOSS</u>
JANUARY	160.24	184.91	24.67+
FEBRUARY	125.57	136.31	10.74+
MARCH	141.61		
APRIL	155.54		
MAY	149.03		
JUNE	176.57		
JULY	164.28		
AUGUST	161.77		
SEPTEMBER	169.59		
OCTOBER	182.8		
NOVEMBER	146.2		
DECEMBER	198.14		
TOTALS	1931.34		

RESIDENTIAL GARBAGE 2017



Departmental Report: Environmental Services

Yard Debris 2017

MONTH	TONS 2016	2016 TRIPS	2017 TONS	2017 TRIPS	TONNAGE GAIN/LOSS	TRIP GAIN/LOSS
January	299.67	73	256.42	58	43.25-	15-
February	334.87	90	249.64	61	85.23-	29-
March	338.59	95				
April	329.47	92				
May	327.01	83				
June	240.04	71				
July	212.65	63				
August	356.05	97				
September	268.47	72				
October	814.01	168				
November	449.24	145				
December	314.33	75				
TOTALS	4284.4	1124				

YARD DEBRIS 2017

