

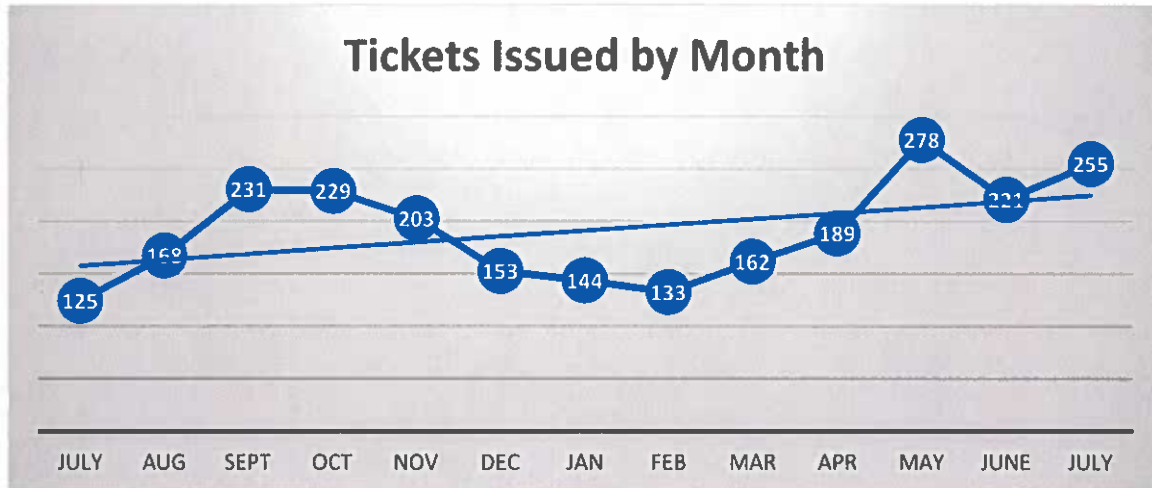
Hartsville Police Department

Monthly Report

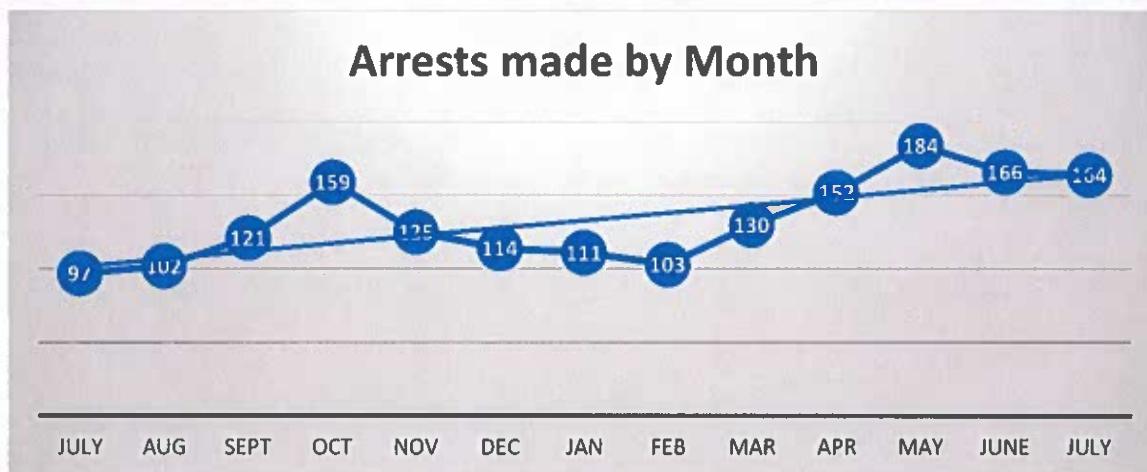


July 2024

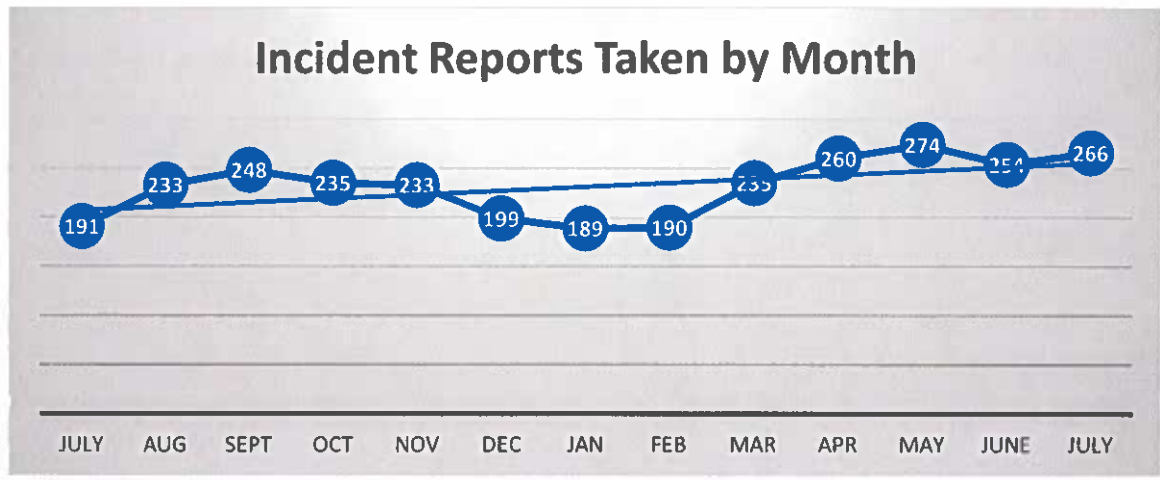
Prepared by Janice Woodham



July 2024 showed an increase in the issue of tickets from June 2024. Even though arrest were slightly down for the month of July, the number of incident reports increased from the month of June.



Arrest for July 2024 decreased slightly from the previous month, and was lower than the rolling 12 month average. Even though there was a decrease in arrests for the month of July, the number of tickets and reports increased in the month of July



Incident Reports taken are a reflection of reports actually written. A report is not written for every call. Reports taken seem to fluctuate around an average of about 200 per month, with an increase over the previous 12 months.

Arrestees and Victims

On average, between 60-65% of arrested persons come from outside the city limits, showing that we serve many more people than our in-town population.

July 2024 gave us 164 arrests, including 13 juveniles (mostly drug/narcotics and NRP).

Crime Types

Arrests consisted of the following: (Major categories, not inclusive of all arrests):

Burglary	0	(0% from outside City)
Assaults	17	(41% from outside City)
Car Theft	1	(100% from outside City)
Thefts	5	(40% from outside City)
Shopliftings	10	(30% from outside City)
Forgery/Fraud	2	(100% from outside City)
Drug Offenses	42	(64% from outside City)
DUI/Drunkenness	7	(86% from outside City)
Non-Reported State	62	(68% from outside City)*

*Non-Reported to State offenses are generally offenses like Driving Under Suspension, Operating Uninsured, Possession of Controlled Substance, and other crimes that are outside the typical violent/property crime classifications

Totals for all arrests (including those not listed above)

101 of 164 people arrested (62%) live outside the city limits.