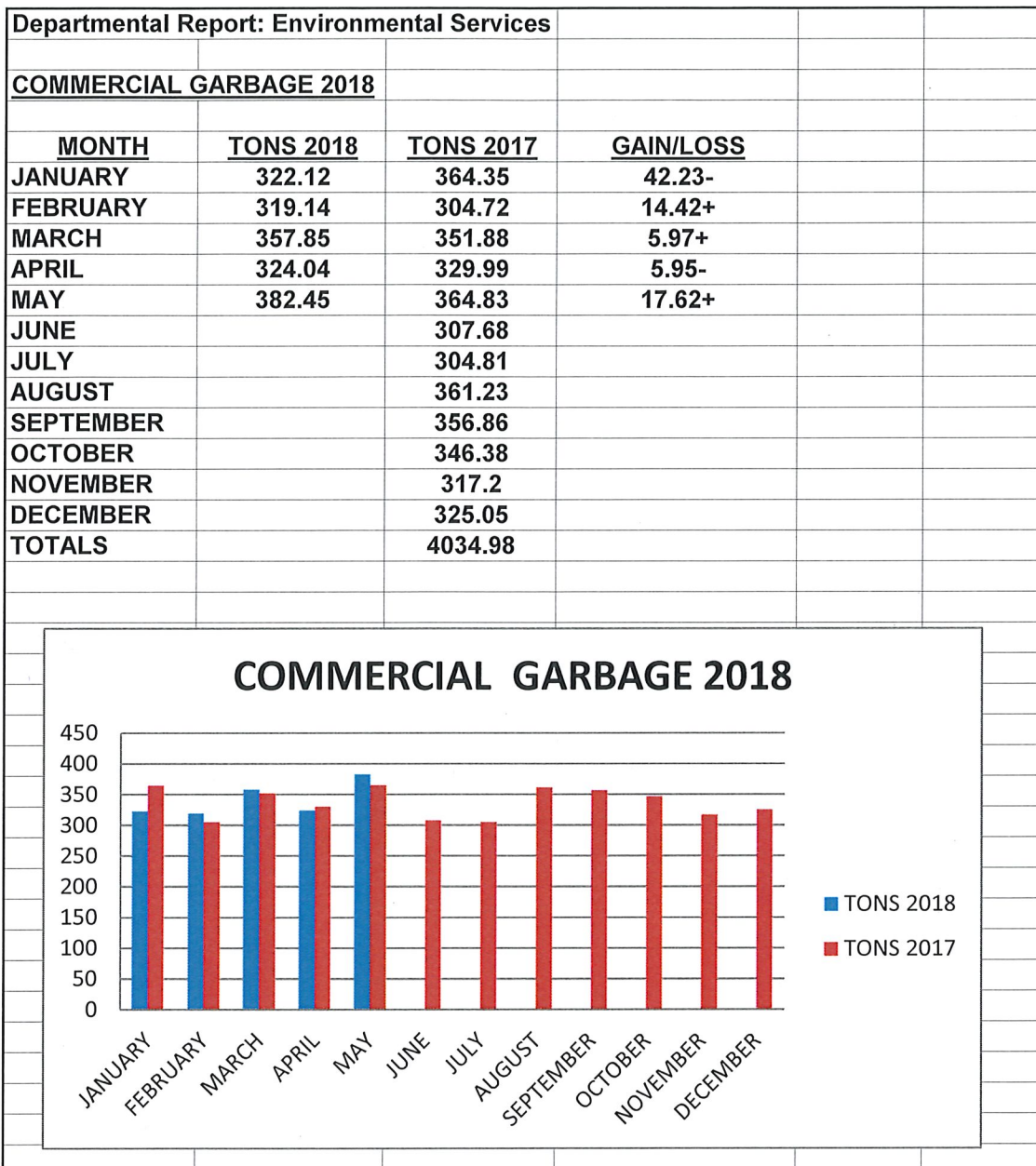


Monthly Departmental Report: Environmental Services



**MAY
2018**

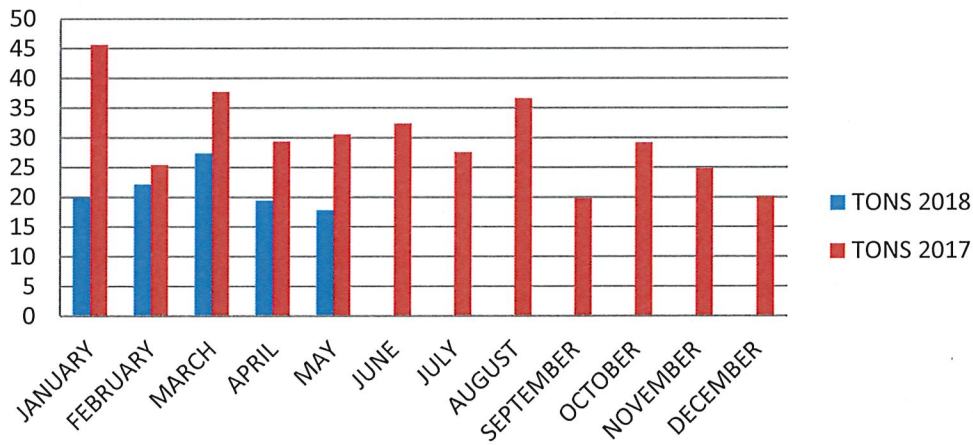


Departmental Report: Environmental Services

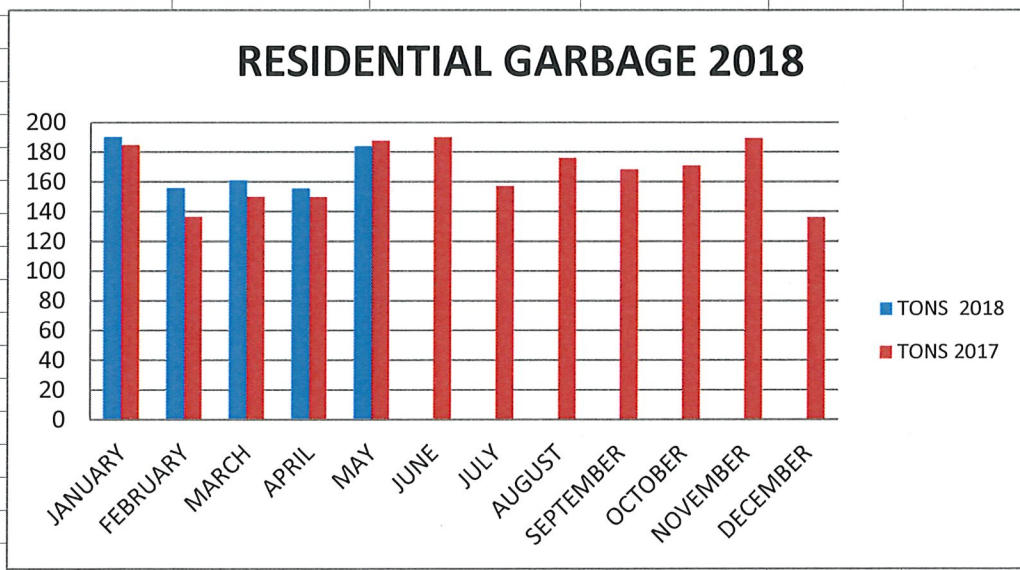
COMMINGLE MRF 2018

| MONTH | TONS 2018 | TONS 2017 | GAIN/LOSS |
|-----------|-----------|-----------|-----------|
| JANUARY | 19.9 | 45.61 | 25.71- |
| FEBRUARY | 22.13 | 25.41 | 3.28- |
| MARCH | 27.37 | 37.72 | 10.35- |
| APRIL | 19.38 | 29.37 | 9.99- |
| MAY | 17.79 | 30.54 | 12.75- |
| JUNE | | 32.36 | |
| JULY | | 27.51 | |
| AUGUST | | 36.65 | |
| SEPTEMBER | | 19.74 | |
| OCTOBER | | 29.2 | |
| NOVEMBER | | 24.82 | |
| DECEMBER | | 20.06 | |
| TOTALS | | 358.99 | |

COMMINGLE MRF 2018



| Departmental Report: Environmental Services | | | | | |
|---|------------------|------------------|------------------|--|--|
| RESIDENTIAL GARBAGE 2018 | | | | | |
| <u>MONTH</u> | <u>TONS 2018</u> | <u>TONS 2017</u> | <u>GAIN/LOSS</u> | | |
| JANUARY | 190.29 | 184.91 | 5.38+ | | |
| FEBRUARY | 155.85 | 136.31 | 19.54+ | | |
| MARCH | 160.95 | 149.85 | 11.1+ | | |
| APRIL | 155.62 | 149.63 | 5.99+ | | |
| MAY | 183.93 | 187.65 | 3.72- | | |
| JUNE | | 190.12 | | | |
| JULY | | 157.09 | | | |
| AUGUST | | 176.02 | | | |
| SEPTEMBER | | 168.2 | | | |
| OCTOBER | | 170.78 | | | |
| NOVEMBER | | 189.46 | | | |
| DECEMBER | | 136.1 | | | |
| TOTALS | | 1996.12 | | | |



Departmental Report: Environmental Services

Yard Debris 2018

| | | | | | TONNAGE | TRIP |
|--------------|------------------|-------------------|------------------|-------------------|------------------|------------------|
| <u>MONTH</u> | <u>TONS 2018</u> | <u>2018 TRIPS</u> | <u>2017 TONS</u> | <u>2017 TRIPS</u> | <u>GAIN/LOSS</u> | <u>GAIN/LOSS</u> |
| January | 273.97 | 66 | 256.42 | 58 | 17.55+ | 8+ |
| February | 223.39 | 55 | 249.64 | 61 | 26.25- | 6- |
| March | 265.89 | 63 | 183.63 | 42 | 82.26+ | 21+ |
| April | 279.34 | 58 | 154.19 | 31 | 125.15 | 27+ |
| May | 402.14 | 91 | 498.85 | 110 | 96.71- | 19- |
| June | | | 498.61 | 107 | | |
| July | | | 222.84 | 52 | | |
| August | | | 264.62 | 72 | | |
| September | | | 251.4 | 68 | | |
| October | | | 270.45 | 76 | | |
| November | | | 304.22 | 86 | | |
| December | | | 361.97 | 81 | | |
| TOTALS | 1444.73 | 333 | 3516.84 | 844 | | |

YARD DEBRIS 2018

