

Monthly Departmental Report: Environmental Services



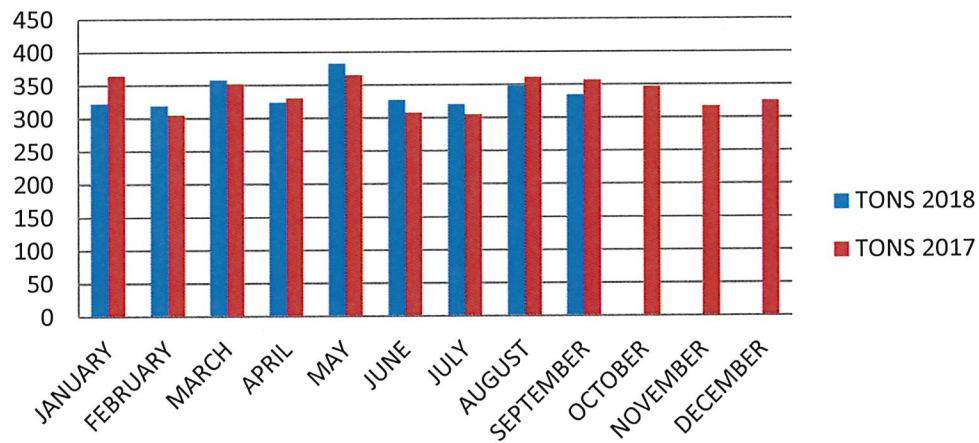
**SEPTEMBER
2018**

Departmental Report: Environmental Services

COMMERCIAL GARBAGE 2018

<u>MONTH</u>	<u>TONS 2018</u>	<u>TONS 2017</u>	<u>GAIN/LOSS</u>
JANUARY	322.12	364.35	42.23-
FEBRUARY	319.14	304.72	14.42+
MARCH	357.85	351.88	5.97+
APRIL	324.04	329.99	5.95-
MAY	382.45	364.83	17.62+
JUNE	327.02	307.68	19.34+
JULY	320.62	304.81	15.81+
AUGUST	348.76	361.23	12.47-
SEPTEMBER	334.49	356.86	22.37-
OCTOBER		346.38	
NOVEMBER		317.2	
DECEMBER		325.05	
TOTALS	3036.49	4034.98	

COMMERCIAL GARBAGE 2018

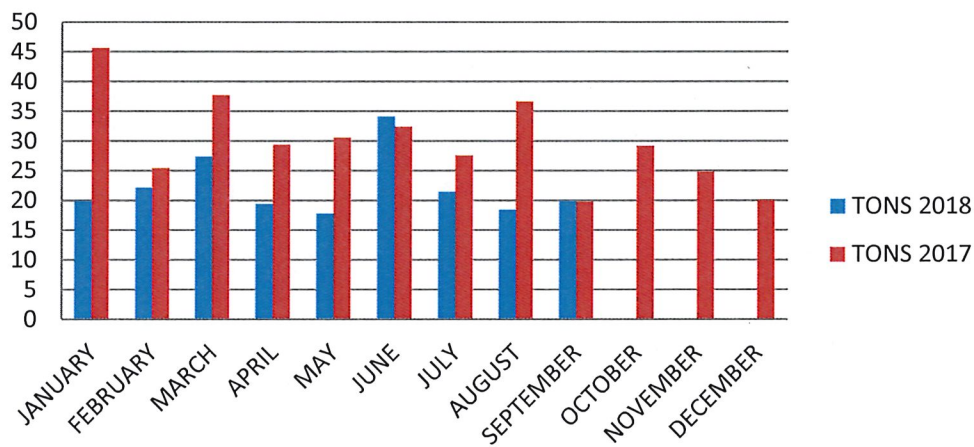


Departmental Report: Environmental Services

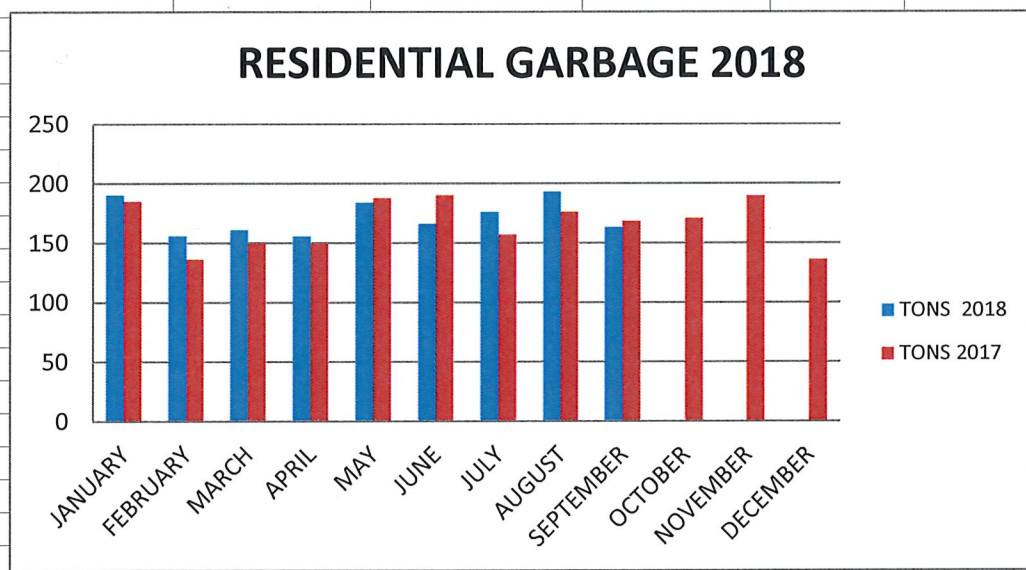
COMMINGLE MRF 2018

<u>MONTH</u>	<u>TONS 2018</u>	<u>TONS 2017</u>	<u>GAIN/LOSS</u>
JANUARY	19.9	45.61	25.71-
FEBRUARY	22.13	25.41	3.28-
MARCH	27.37	37.72	10.35-
APRIL	19.38	29.37	9.99-
MAY	17.79	30.54	12.75-
JUNE	34.11	32.36	1.75
JULY	21.44	27.51	6.07-
AUGUST	18.43	36.65	18.22-
SEPTEMBER	19.88	19.74	.14+
OCTOBER		29.2	
NOVEMBER		24.82	
DECEMBER		20.06	
TOTALS	200.43	358.99	

COMMINGLE MRF 2018



Departmental Report: Environmental Services			
RESIDENTIAL GARBAGE 2018			
<u>MONTH</u>	<u>TONS 2018</u>	<u>TONS 2017</u>	<u>GAIN/LOSS</u>
JANUARY	190.29	184.91	5.38+
FEBRUARY	155.85	136.31	19.54+
MARCH	160.95	149.85	11.1+
APRIL	155.62	149.63	5.99+
MAY	183.93	187.65	3.72-
JUNE	166.19	190.12	23.93-
JULY	176.06	157.09	18.97+
AUGUST	193.2	176.02	17.18-
SEPTEMBER	163.17	168.2	5.03-
OCTOBER		170.78	
NOVEMBER		189.46	
DECEMBER		136.1	
TOTALS	1545.26	1996.12	



Departmental Report: Environmental Services

Yard Debris 2018

					TONNAGE	TRIP
<u>MONTH</u>	<u>TONS 2018</u>	<u>2018 TRIPS</u>	<u>2017 TONS</u>	<u>2017 TRIPS</u>	<u>GAIN/LOSS</u>	<u>GAIN/LOSS</u>
January	273.97	66	256.42	58	17.55+	8+
February	223.39	55	249.64	61	26.25-	6-
March	265.89	63	183.63	42	82.26+	21+
April	279.34	58	154.19	31	125.15	27+
May	402.14	91	498.85	110	96.71-	19-
June	242.49	64	498.61	107	256.12-	43-
July	200.36	141	222.84	52	22.48-	89+
August	217.36	57	264.62	72	47.26-	15-
September	302.99	82	251.4	68	51.59+	14+
October			270.45	76		
November			304.22	86		
December			361.97	81		
TOTALS	2407.93	677	3516.84	844		

YARD DEBRIS 2018

