

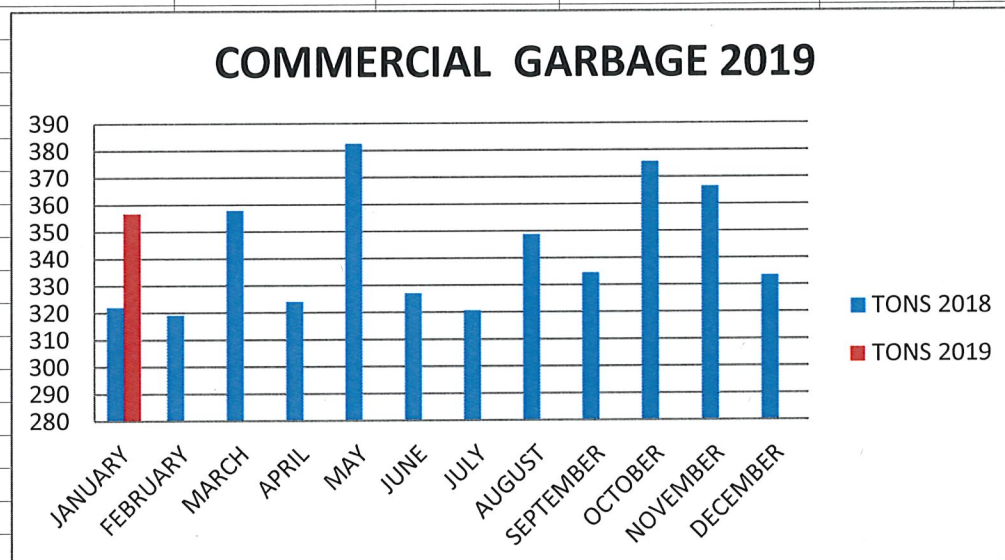
Monthly Departmental Report: Environmental Services



JANUARY

2019

Departmental Report: Environmental Services			
COMMERCIAL GARBAGE 2019			
<u>MONTH</u>	<u>TONS 2018</u>	<u>TONS 2019</u>	<u>GAIN/LOSS</u>
JANUARY	322.12	356.77	34.65+
FEBRUARY	319.14		
MARCH	357.85		
APRIL	324.04		
MAY	382.45		
JUNE	327.02		
JULY	320.62		
AUGUST	348.76		
SEPTEMBER	334.49		
OCTOBER	375.63		
NOVEMBER	366.45		
DECEMBER	333.47		
TOTALS	4112.04		

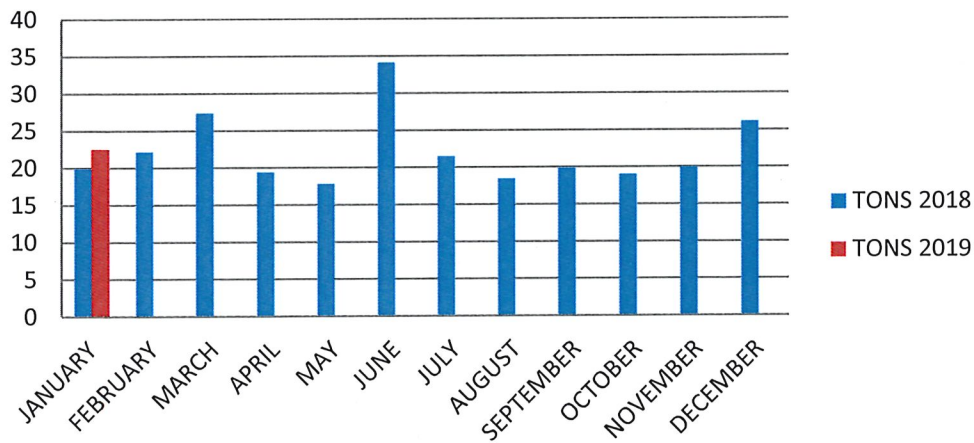


Departmental Report: Environmental Services

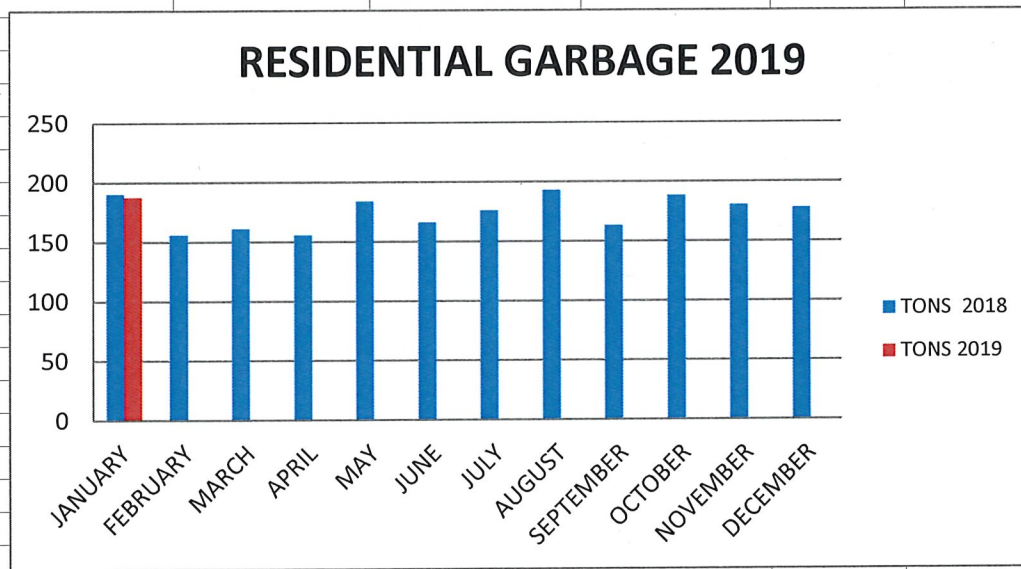
COMMINGLE MRF 2019

MONTH	TONS 2018	TONS 2019	GAIN/LOSS
JANUARY	19.9	22.55	2.65+
FEBRUARY	22.13		
MARCH	27.37		
APRIL	19.38		
MAY	17.79		
JUNE	34.11		
JULY	21.44		
AUGUST	18.43		
SEPTEMBER	19.88		
OCTOBER	19.00		
NOVEMBER	19.96		
DECEMBER	26.1		
TOTALS	265.49		

COMMINGLE MRF 2019



Departmental Report: Environmental Services			
RESIDENTIAL GARBAGE 2019			
MONTH	TONS 2018	TONS 2019	GAIN/LOSS
JANUARY	190.29	187.67	2.62-
FEBRUARY	155.85		
MARCH	160.95		
APRIL	155.62		
MAY	183.93		
JUNE	166.19		
JULY	176.06		
AUGUST	193.2		
SEPTEMBER	163.17		
OCTOBER	188.22		
NOVEMBER	180.45		
DECEMBER	177.9		
TOTALS	2091.83	187.67	



Departmental Report: Environmental Services

Yard Debris 2019

					TONNAGE	TRIPS
MONTH	TONS 2018	2018 TRIPS	2019 TONS	2019 TRIPS	GAIN/LOSS	GAIN/LOSS
January	273.97	66	554.81	118	280.84	52+
February	223.39	55				
March	265.89	63				
April	279.34	58				
May	402.14	91				
June	242.49	64				
July	200.36	141				
August	217.36	57				
September	302.99	82				
October	458.16	114				
November	318.71	63				
December	423.43	80				
TOTALS	3608.23	934				

YARD DEBRIS 2019

