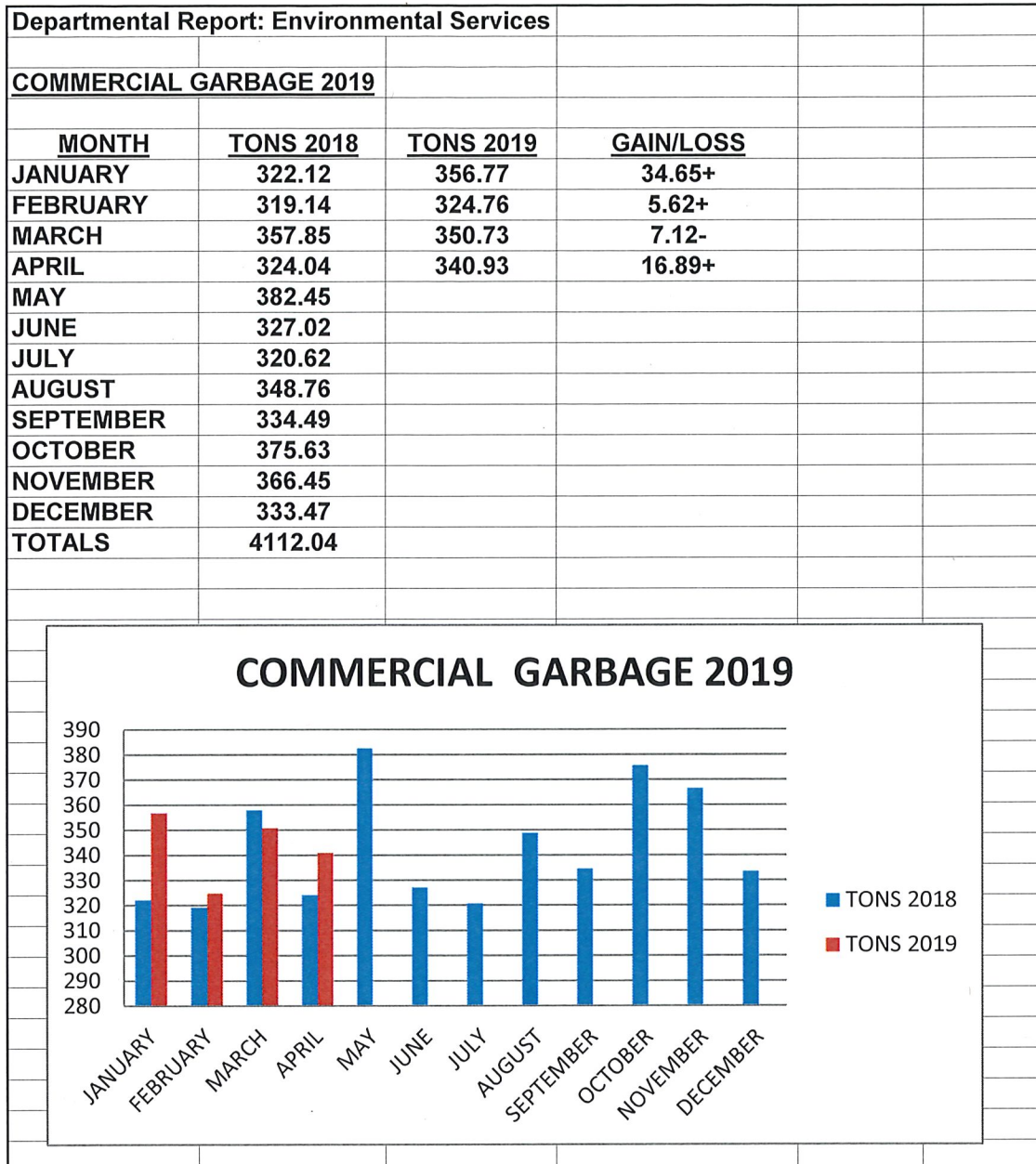


Monthly Departmental Report: Environmental Services

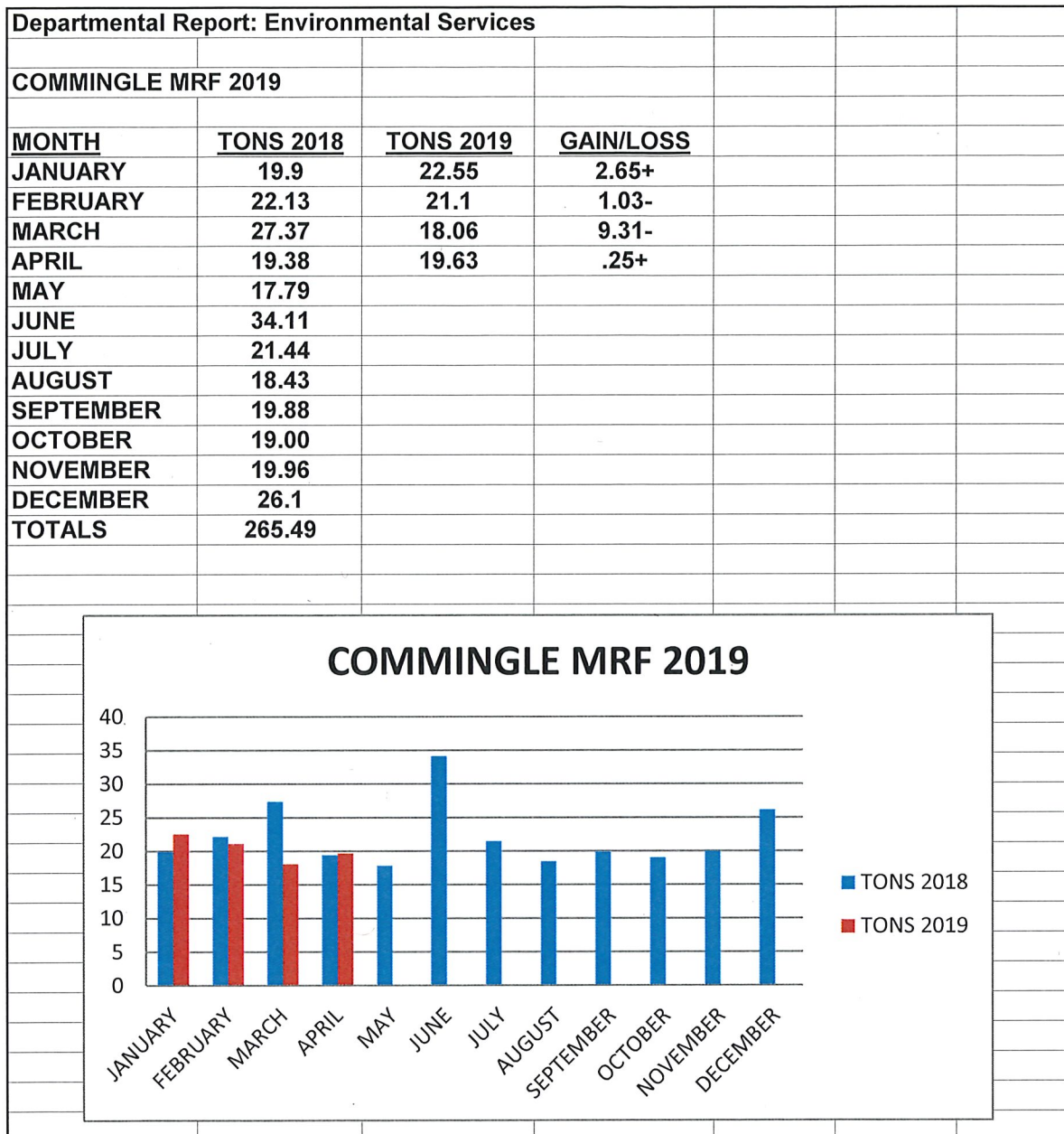


APRIL

2019

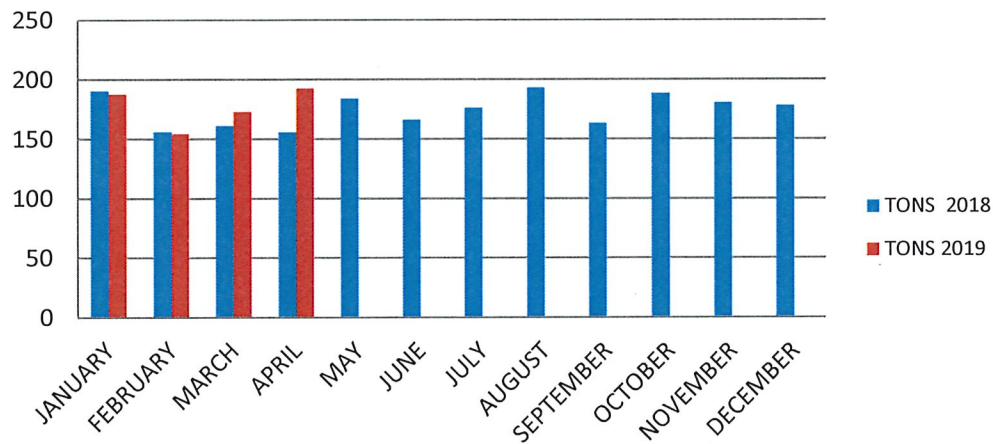


* Electronic Waste 1.61 Tons



Departmental Report: Environmental Services					
RESIDENTIAL GARBAGE 2019					
MONTH	TONS 2018	TONS 2019	GAIN/LOSS		
JANUARY	190.29	187.67	2.62-		
FEBRUARY	155.85	154.32	1.53		
MARCH	160.95	172.97	12.02+		
APRIL	155.62	192.61	36.99+		
MAY	183.93				
JUNE	166.19				
JULY	176.06				
AUGUST	193.2				
SEPTEMBER	163.17				
OCTOBER	188.22				
NOVEMBER	180.45				
DECEMBER	177.9				
TOTALS	2091.83	707.57			

RESIDENTIAL GARBAGE 2019



Departmental Report: Environmental Services		
---	--	--

<u>Yard Debris 2019</u>						
--------------------------------	--	--	--	--	--	--

					TONNAGE	TRIPS
<u>MONTH</u>	<u>TONS 2018</u>	<u>2018 TRIPS</u>	<u>2019 TONS</u>	<u>2019 TRIPS</u>	<u>GAIN/LOSS</u>	<u>GAIN/LOSS</u>
January	273.97	66	554.81	118	280.84	52+
February	223.39	55	193.48	55	29.91-	0
March	265.89	63	217	48	48.89-	15-
April	279.34	58	282.45	56	3.11+	2-
May	402.14	91				
June	242.49	64				
July	200.36	141				
August	217.36	57				
September	302.99	82				
October	458.16	114				
November	318.71	63				
December	423.43	80				
TOTALS	3608.23	934				

