

**Monthly Departmental Report: Environmental Services**



**October**

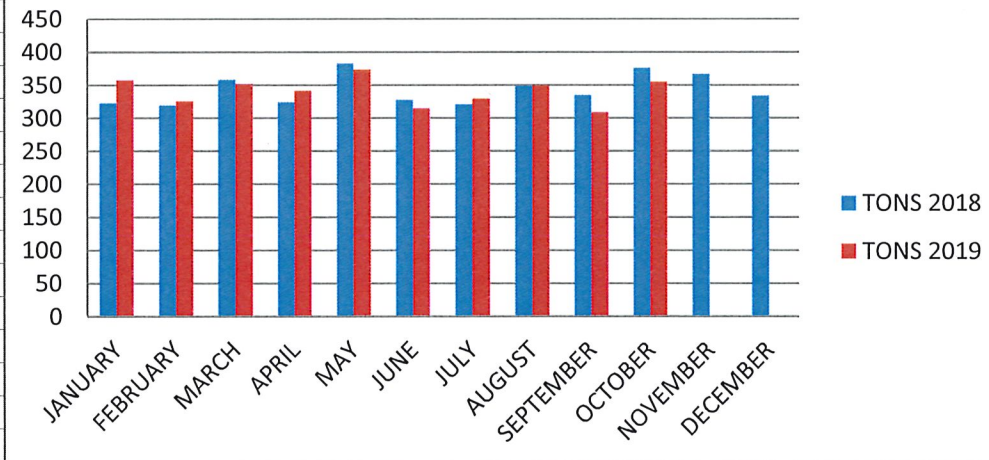
**2019**

Departmental Report: Environmental Services

**COMMERCIAL GARBAGE 2019**

<u>MONTH</u>	<u>TONS 2018</u>	<u>TONS 2019</u>	<u>GAIN/LOSS</u>
JANUARY	322.12	356.77	34.65+
FEBRUARY	319.14	324.76	5.62+
MARCH	357.85	350.73	7.12-
APRIL	324.04	340.93	16.89+
MAY	382.45	372.8	9.65-
JUNE	327.02	313.93	13.09-
JULY	320.62	328.67	8.05+
AUGUST	348.76	348.77	.01+
SEPTEMBER	334.49	308.13	26.36-
OCTOBER	375.63	354.27	21.36-
NOVEMBER	366.45		
DECEMBER	333.47		
<b>TOTALS</b>	<b>4112.04</b>		

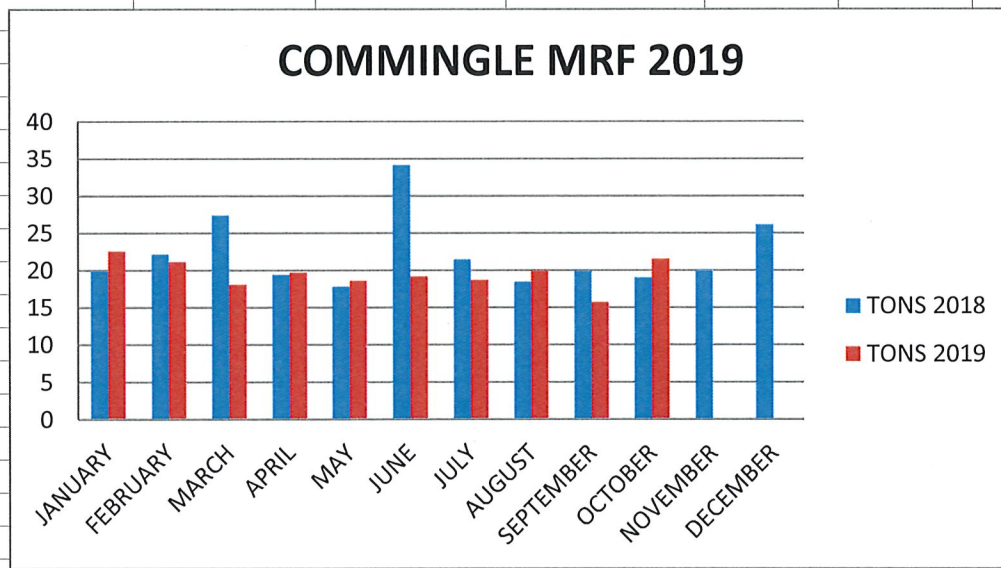
**COMMERCIAL GARBAGE 2019**



Departmental Report: Environmental Services

COMMINGLE MRF 2019

<u>MONTH</u>	<u>TONS 2018</u>	<u>TONS 2019</u>	<u>GAIN/LOSS</u>
JANUARY	19.9	22.55	2.65+
FEBRUARY	22.13	21.1	1.03-
MARCH	27.37	18.06	9.31-
APRIL	19.38	19.63	.25+
MAY	17.79	18.58	.79+
JUNE	34.11	19.13	14.98-
JULY	21.44	18.67	2.77-
AUGUST	18.43	19.91	1.48+
SEPTEMBER	19.88	15.68	4.20-
OCTOBER	19.00	21.52	2.52+
NOVEMBER	19.96		
DECEMBER	26.1		
<b>TOTALS</b>	<b>265.49</b>		

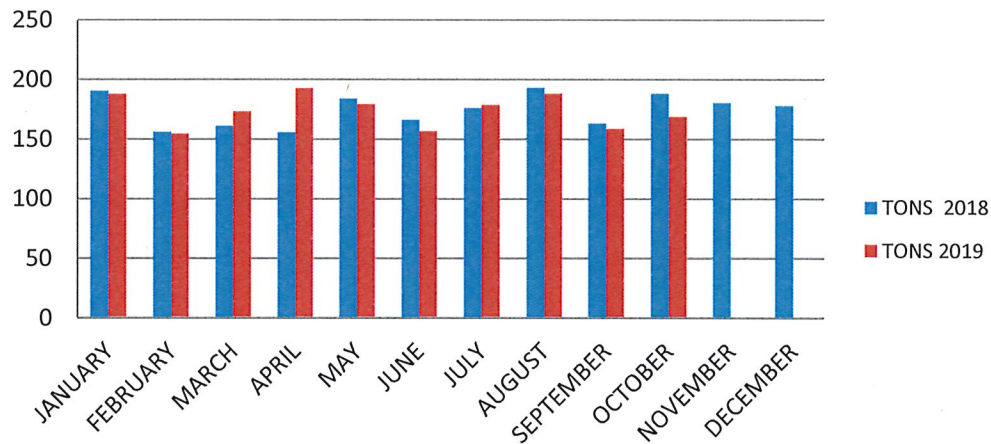


Departmental Report: Environmental Services

**RESIDENTIAL GARBAGE 2019**

<u>MONTH</u>	<u>TONS 2018</u>	<u>TONS 2019</u>	<u>GAIN/LOSS</u>
JANUARY	190.29	187.67	2.62-
FEBRUARY	155.85	154.32	1.53
MARCH	160.95	172.97	12.02+
APRIL	155.62	192.61	36.99+
MAY	183.93	179.04	4.89-
JUNE	166.19	156.51	9.68-
JULY	176.06	178.67	2.61-
AUGUST	193.2	187.94	5.26-
SEPTEMBER	163.17	158.58	4.59-
OCTOBER	188.22	168.55	19.67-
NOVEMBER	180.45		
DECEMBER	177.9		
<b>TOTALS</b>	<b>2091.83</b>	<b>1736.86</b>	

**RESIDENTIAL GARBAGE 2019**



**Departmental Report: Environmental Services**

**Yard Debris 2019**

MONTH	TONS 2018	2018 TRIPS	2019 TONS	2019 TRIPS	TONNAGE	TRIPS
					GAIN/LOSS	GAIN/LOSS
January	273.97	66	554.81	118	280.84	52+
February	223.39	55	193.48	55	29.91-	0
March	265.89	63	217	48	48.89-	15-
April	279.34	58	282.45	56	3.11+	2-
May	402.14	91	286.45	59	115.69-	32-
June	242.49	64	291.64	61	49.15	3-
July	200.36	141	224.63	45	24.27+	96-
August	217.36	57	243.91	51	26.55+	6-
September	302.99	82	154.72	38	148.27-	44-
October	458.16	114	315.09	58	143.07-	56-
November	318.71	63				
December	423.43	80				
<b>TOTALS</b>	<b>3608.23</b>	<b>934</b>				

**YARD DEBRIS 2019**

