

# Hartsville Police Department

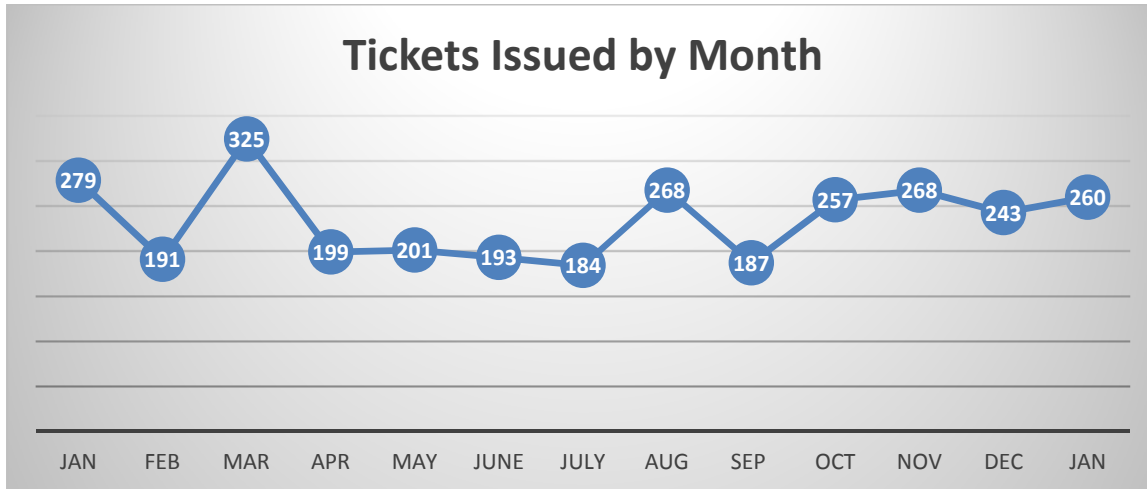


## Monthly Report

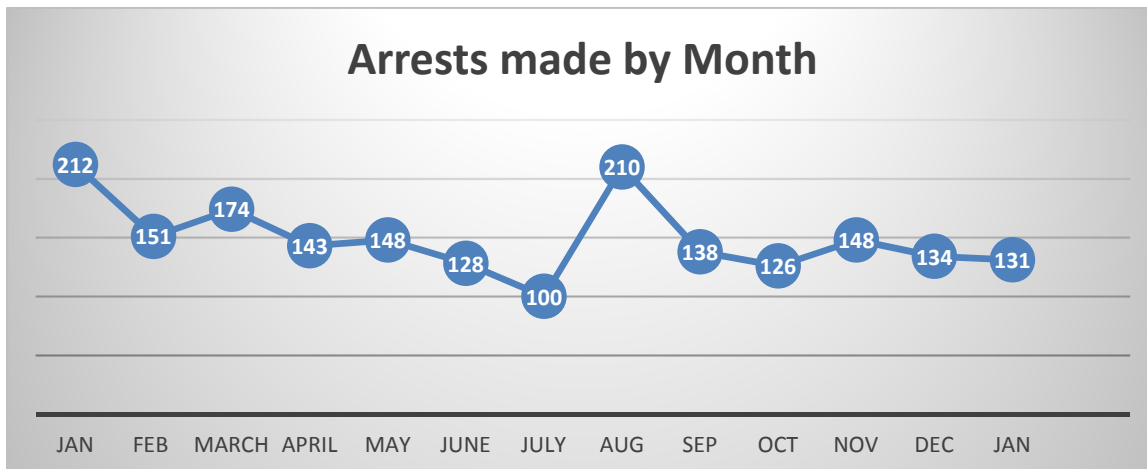
January 2020

Prepared by Mark Blair


The Hartsville Police department employs 36 sworn positions, 3 civilians, and 8 crossing guards



Mar 2019 showed our highest rates of ticket issuance for the previous 12 months. April through July of 2019 returned to levels seen in late fall of 2018. The quarter of 2019 have seen marked improvement in citations issued, back to high levels as seen in Fall/Winter of 2018. We have several proactive patrol officers aggressively seeking traffic violations and it shows in the data.



Arrests dropped off from January of 2019 until present. July showed the lowest number of arrests of the past 12 months, however there was a jump in August due in part to Operation Summer Freeze. The 45 arrests from Operation Summer Freeze, we would have been at 165 Arrests, which is closer to the average. Arrests and citations appear to have stabilized around 135 Arrests/Month, judging by the last quarter.



Incident Reports taken are a reflection of reports actually written. A report is not written for every call. This chart is new for 2020 and will fill in as the year progresses. Calls for service is directly related to arrests and citations, because if people call us less often, we have fewer arrests or tickets.

---

#### Arrestees and Victims

On average, between 50-65% of arrested persons come from outside the city limits, showing that we serve many more people than our in-town population.

In January there were 131 arrests, including 11 Juveniles.

#### Crime Types

Arrests consisted of the following: (Major categories, not inclusive of all arrests):

Murder -	2 (0% from outside city)
Shopliftings –	12 (92% from outside city)
Assaults –	7 (43% from outside city)
Pornography -	2 (100% from outside city)
Burglary -	1 (100% from outside city)
Thefts -	13 (77% from outside city)
Car Theft	4 (75% from outside city)
Drug Offenses –	15 (80% from outside city)
DUI/Drunkeness-	4 (100% from outside city)
Weapons Law -	3 (33% from outside city)

Totals for all arrests (including those not listed above)  
 93 of 131 people arrested (71%) live outside the city limits.