

**Monthly Departmental Report: Environmental Services**



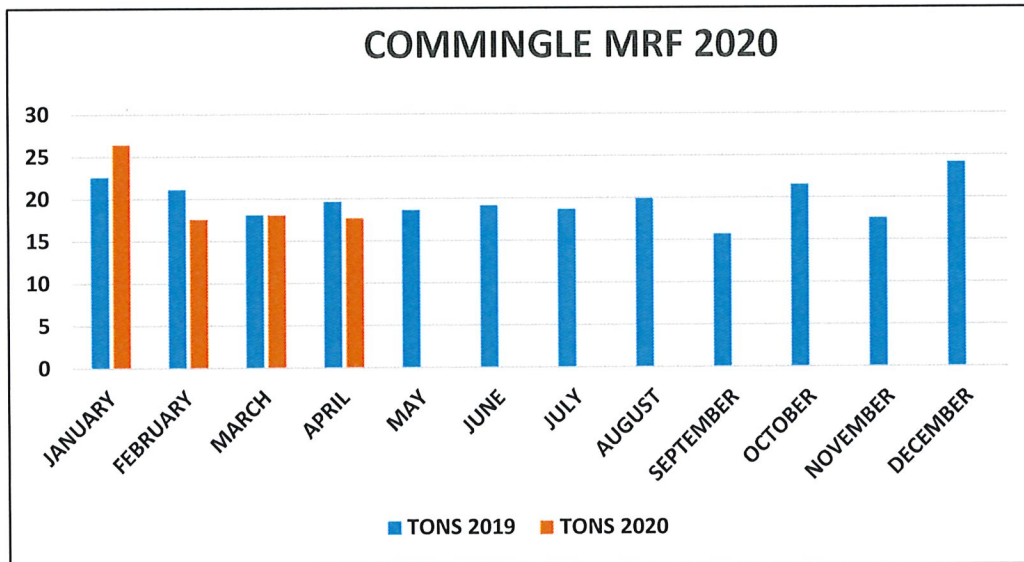
**April**

**2020**

## Departmental Report: Environmental Services

### COMMINGLE MRF 2020

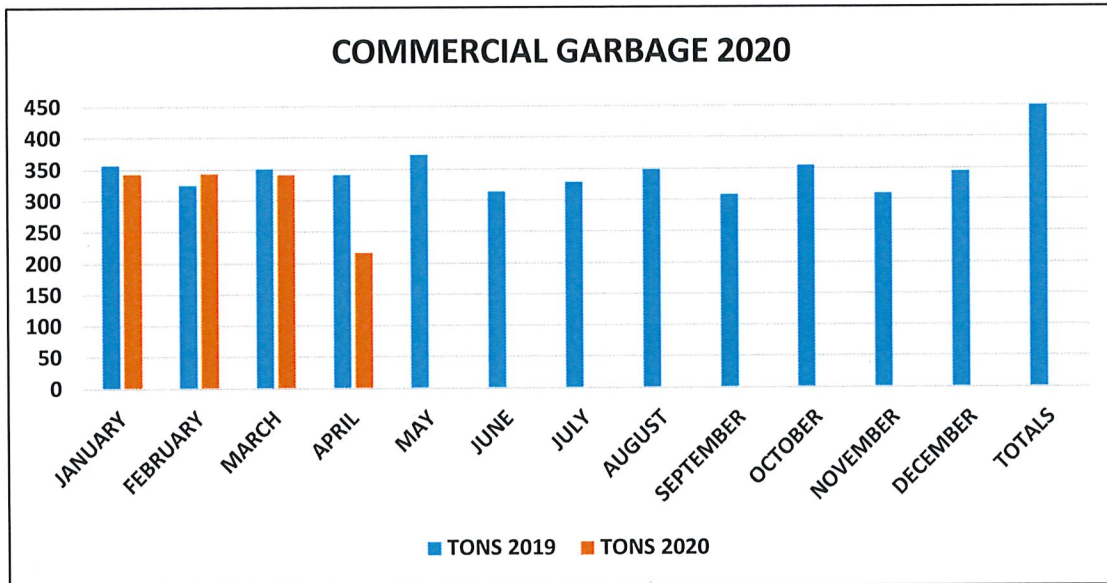
<u>MONTH</u>	<u>TONS 2019</u>	<u>TONS 2020</u>	<u>GAIN/LOSS</u>
JANUARY	22.55	26.37	3.82
FEBRUARY	21.1	17.53	-3.57
MARCH	18.06	18.02	-0.04
APRIL	19.63	17.65	-1.98
MAY	18.58		
JUNE	19.13		
JULY	18.67		
AUGUST	19.91		
SEPTEMBER	15.68		
OCTOBER	21.52		
NOVEMBER	17.52		
DECEMBER	24.11		
TOTALS	236.46		



## Departmental Report: Environmental Services

### COMMERCIAL GARBAGE 2020

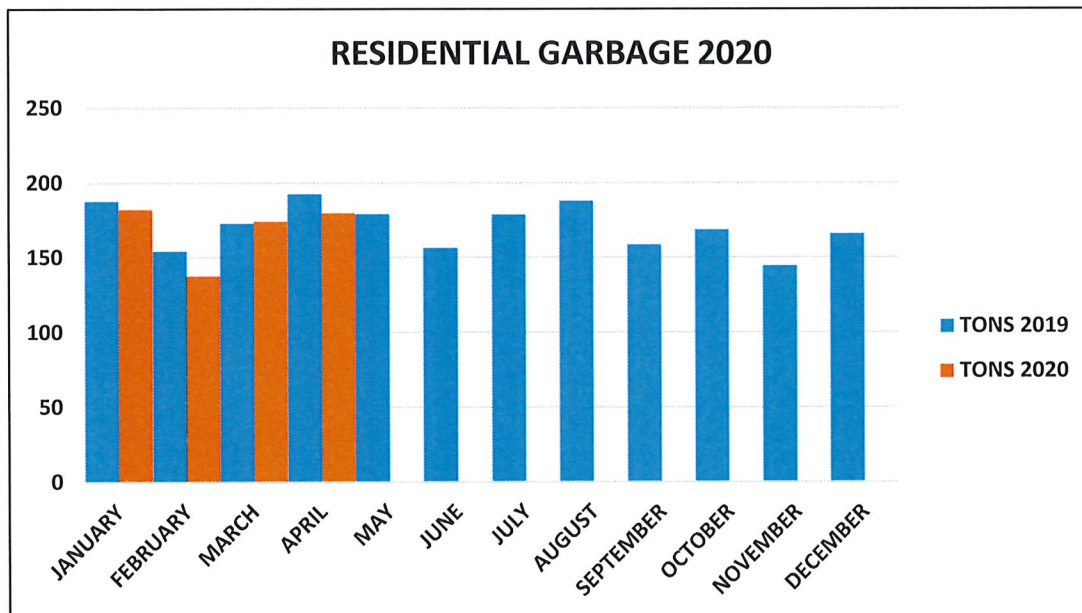
<u>MONTH</u>	<u>TONS 2019</u>	<u>TONS 2020</u>	<u>GAIN/LOSS</u>
JANUARY	356.77	342.49	-14.28
FEBRUARY	324.76	343.24	18.48
MARCH	350.73	341.15	-9.58
APRIL	340.93	216.02	-124.91
MAY	372.8		
JUNE	313.93		
JULY	328.67		
AUGUST	348.77		
SEPTEMBER	308.13		
OCTOBER	354.27		
NOVEMBER	310.12		
DECEMBER	344.85		
TOTALS	4054.73		



## Departmental Report: Environmental Services

### RESIDENTIAL GARBAGE 2020

<u>MONTH</u>	<u>TONS 2019</u>	<u>TONS 2020</u>	<u>GAIN/LOSS</u>
JANUARY	187.67	182.04	-5.63
FEBRUARY	154.32	137.52	-16.8
MARCH	172.97	174.27	1.3
APRIL	192.61	179.81	-12.8
MAY	179.04		
JUNE	156.51		
JULY	178.67		
AUGUST	187.94		
SEPTEMBER	158.58		
OCTOBER	168.55		
NOVEMBER	144.47		
DECEMBER	165.89		
TOTALS	2047.22		



# Departmental Report: Environmental Services

## Yard Debris 2020

					TONNAGE	TRIPS
MONTH	2019 TONS	2019 TRIPS	2020 TONS	2020 TRIPS	GAIN/LOSS	GAIN/LOSS
January	554.81	118	348.44	54	-206.37	-64
February	193.48	55	236.79	42	43.31	-13
March	217	48	305.3	60	88.3	12
April	282.45	56	407.06	78	124.61	22
May	286.45	59				
June	291.64	61				
July	224.63	45				
August	243.91	51				
September	154.72	38				
October	315.09	58				
November	221.26	40				
December	412.55	58				
TOTALS	3397.99	687				

