

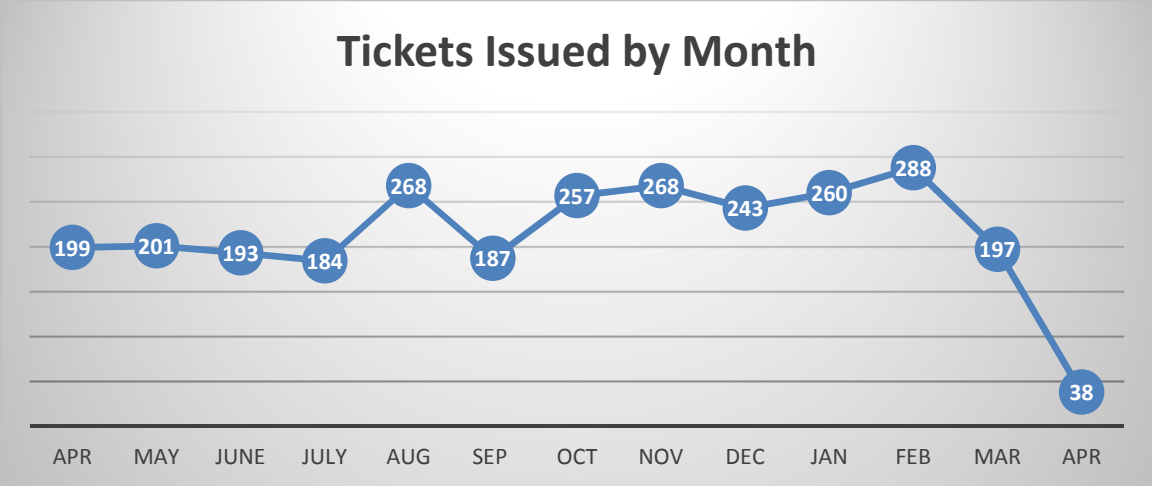
Hartsville Police Department



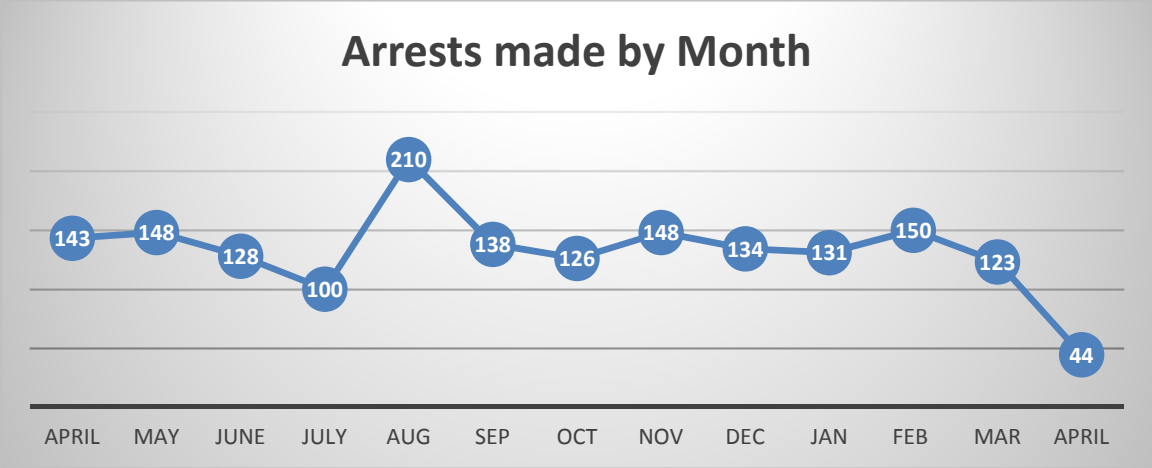
Monthly Report

April 2020

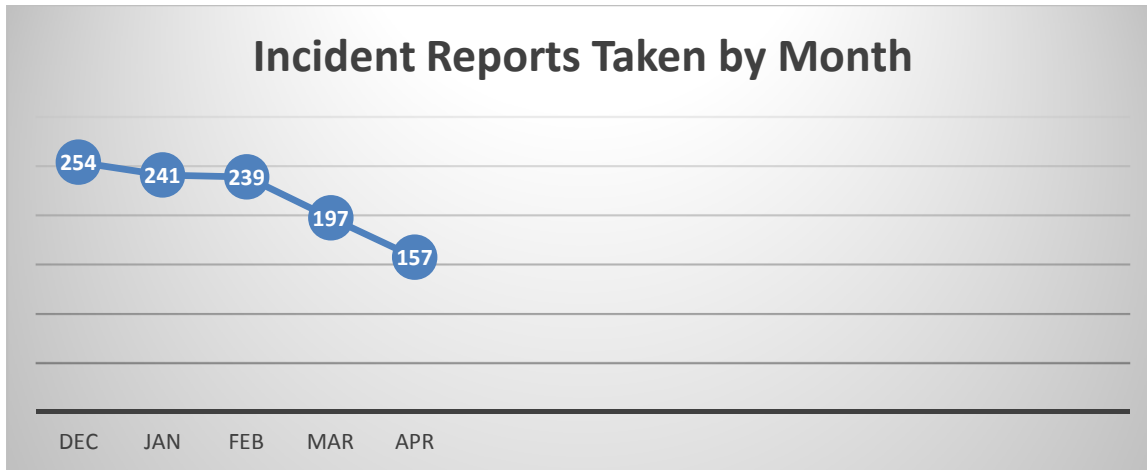
Prepared by Mark Blair



February 2020 showed our highest rates of ticket issuance for the previous 12 months, following a general upward trend for the quarter. Although March looked like a mild slump, the Wuhan Virus Pandemic has had a severe impact on citations. Although the first half of March was active, the last two weeks in March account for only 30% of tickets. April showed a severe drop in numbers as officers were ordered to limit traffic stops to the most severe/reckless/drunk violators.



July 2019 showed the lowest number of arrests in a normal operational period, of the past 12 months. However there was a jump in August due in part to Operation Summer Freeze. The 45 arrests from Operation Summer Freeze, we would have been at 165 Arrests, which is closer to the average. Arrests and citations have stabilized around 135 Arrests/Month, judging by the last quarter. Arrests look average until the first of March. Arrests plummeted in April due to less people being out, businesses being closed, and stores taking aggressive distancing measures. Officers are also issuing more summons where possible, due to orders from the Court Administration and precautionary measures to avoid COVID-19.



Incident Reports taken are a reflection of reports actually written. A report is not written for every call. This chart is new for 2020. Calls for service data is directly related to arrests and citations. March showed a slump due to the COVID-19 Emergency, with more incidents during the first half of the month. April continued the decrease in reports, due to people being home, less stores open, fewer traffic stops.

Arrestees and Victims

On average, between 50-65% of arrested persons come from outside the city limits, showing that we serve many more people than our in-town population.

In April there were 44 arrests, including 0 Juveniles.

Crime Types

Arrests consisted of the following: (Major categories, not inclusive of all arrests):

Robbery -	1	(100% from outside city)
Shopliftings –	8	(75% from outside city)
Assaults –	4	(0% from outside city)
Thefts -	2	(50% from outside city)
Drug Offenses –	6	(66% from outside city)
DUI/Drunkeness-	5	(60% from outside city)
Burglary -	1	(0% from outside city)
Non-Reported State	5	(20% from outside City)*

*Non-Reported to State offenses are generally offenses like Driving Under Suspension, Operating Uninsured, Possession of Controlled Substance, and other crimes that are outside the typical violent/property crime classifications

Totals for all arrests (including those not listed above)

27 of 44 people arrested (61%) live outside the city limits.