

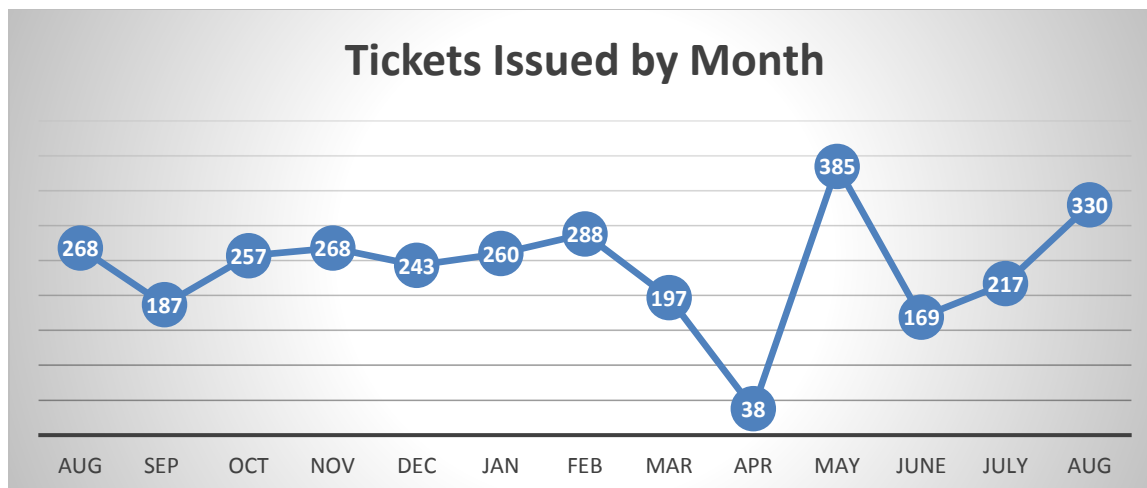
# Hartsville Police Department



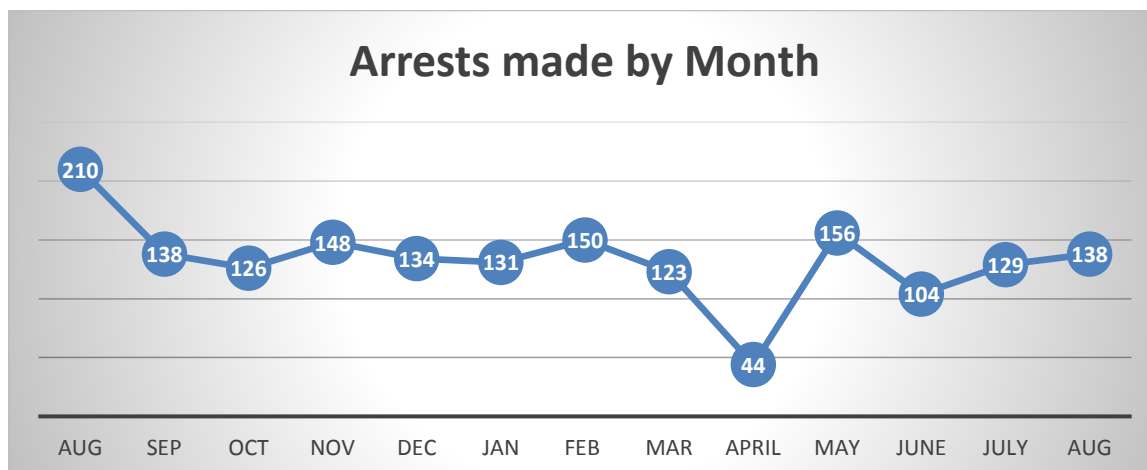
## Monthly Report

August 2020

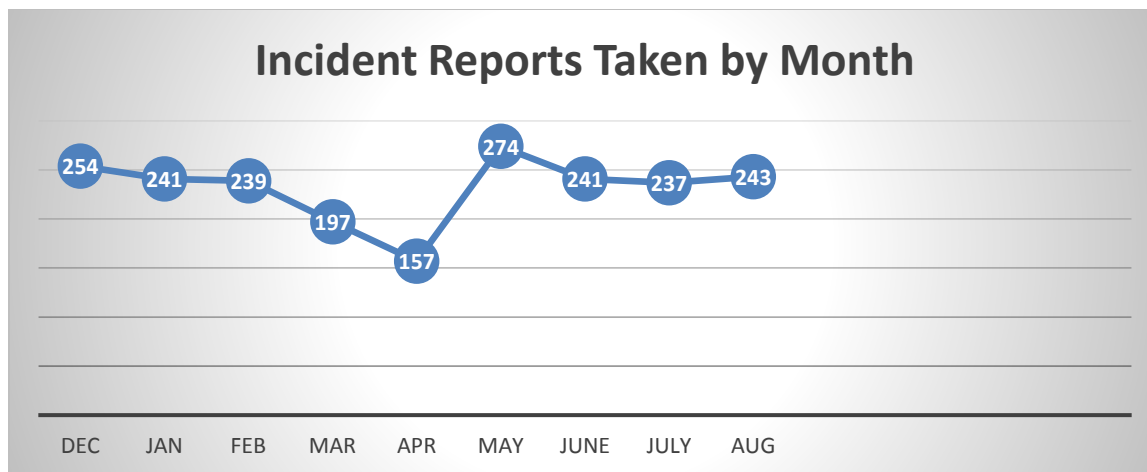
Prepared by Mark Blair



Although March looked like a mild slump, the Wuhan Virus Pandemic had a severe impact on citations in late March and most of April. The first half of March was active, the last two weeks in March account for only 30% of tickets. April showed a severe drop in numbers as officers were ordered to limit traffic stops. May showed a rebound above and beyond what was expected. The cause for the slump in June numbers is unknown, but July and August showed an increase.



Arrests plummeted in April 2020 due to fewer people being out, businesses being closed, and stores taking aggressive distancing measures. Officers also issued more summons in lieu of arrest, due to orders from the Court Administration and precautionary measures to avoid COVID-19. May showed a return to normal, and after a brief slump in June, arrest numbers seem to be stabilizing to more normal levels in July and August.



Incident Reports taken are a reflection of reports actually written. A report is not written for every call. This chart is new for 2020. Calls for service data is directly related to arrests and citations. March showed a slump due to the COVID-19 Emergency, with more incidents during the first half of the month. April continued the decrease in reports, due to people being home, less stores open, fewer traffic stops. May has done a drastic rebound above previous incidents.

#### Arrestees and Victims

On average, between 50-65% of arrested persons come from outside the city limits, showing that we serve many more people than our in-town population.

In August there were 138 arrests, including 9 Juveniles.

#### Crime Types

Arrests consisted of the following: (Major categories, not inclusive of all arrests):

Shopliftings –	5	(80% from outside city)
Assaults –	6	(33% from outside city)
Robbery -	1	(100% from outside city)
Thefts -	3	(100% from outside city)
Fraud/Forgery	5	(100% from outside city)
Drug Offenses –	17	(65% from outside city)
Weapons Laws	5	(20% from outside city)
DUI/Drunkeness-	17	(88% from outside city)
Non-Reported State	60	(73% from outside City)*

\*Non-Reported to State offenses are generally offenses like Driving Under Suspension, Operating Uninsured, Possession of Controlled Substance, and other crimes that are outside the typical violent/property crime classifications

Totals for all arrests (including those not listed above)  
97 of 138 people arrested (70%) live outside the city limits.