

**Monthly Departmental Report: Environmental Services**



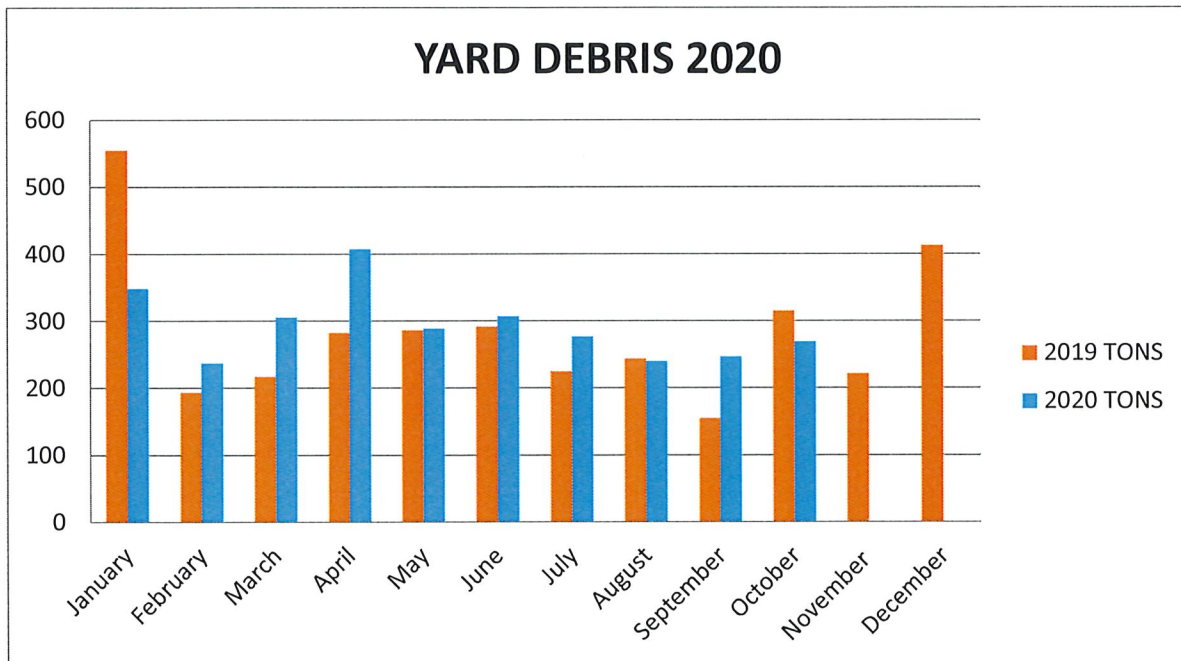
**October**

**2020**

# Departmental Report: Environmental Services

## Yard Debris 2020

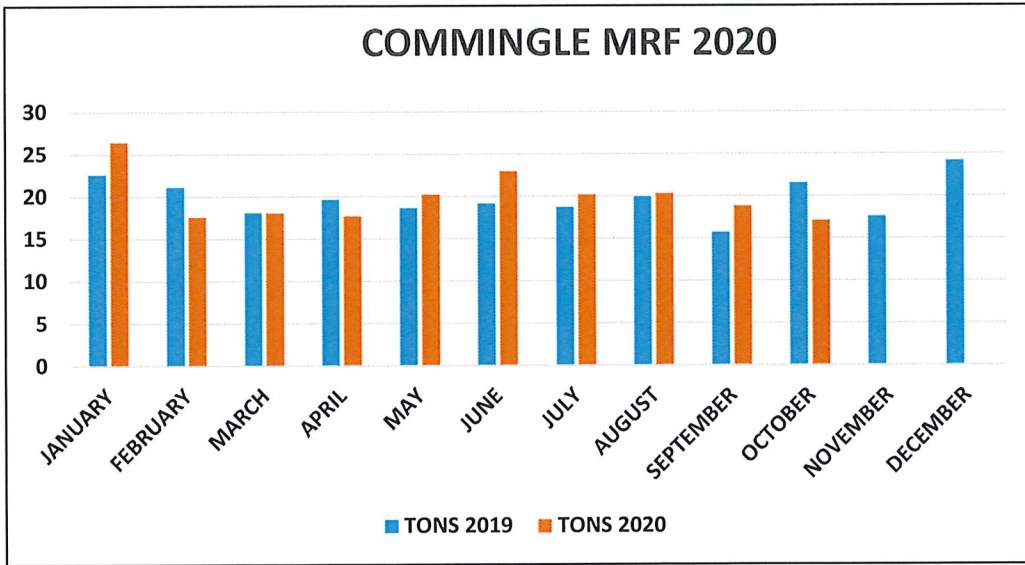
					TONNAGE	TRIPS
<u>MONTH</u>	<u>2019 TONS</u>	<u>2019 TRIPS</u>	<u>2020 TONS</u>	<u>2020 TRIPS</u>	<u>GAIN/LOSS</u>	<u>GAIN/LOSS</u>
January	554.81	118	348.44	54	-206.37	-64
February	193.48	55	236.79	42	43.31	-13
March	217	48	305.3	60	88.3	12
April	282.45	56	407.06	78	124.61	22
May	286.45	59	288.79	57	2.34	-2
June	291.64	61	306.88	53	15.24	-8
July	224.63	45	276.59	71	51.96	26
August	243.91	51	239.95	52	-3.96	1
September	154.72	38	246.79	49	92.07	11
October	315.09	58	269.19	51	-45.9	-7
November	221.26	40				
December	412.55	58				
<b>TOTALS</b>	<b>3397.99</b>	<b>687</b>				



Departmental Report: Environmental Services

COMMINGLE MRF 2020

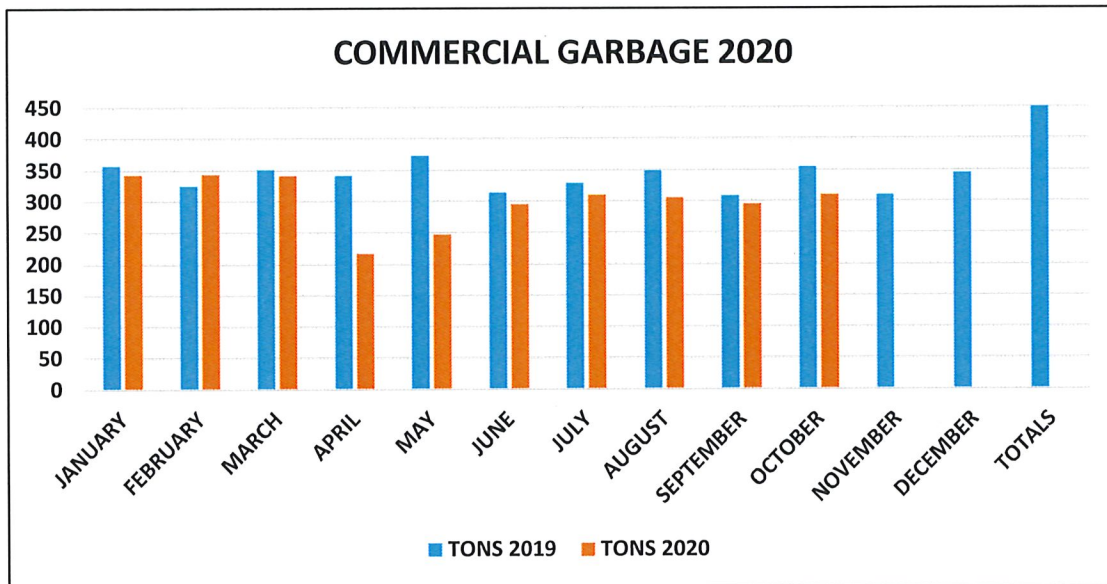
<u>MONTH</u>	<u>TONS 2019</u>	<u>TONS 2020</u>	<u>GAIN/LOSS</u>
JANUARY	22.55	26.37	3.82
FEBRUARY	21.1	17.53	-3.57
MARCH	18.06	18.02	-0.04
APRIL	19.63	17.65	-1.98
MAY	18.58	20.17	1.59
JUNE	19.13	22.89	3.76
JULY	18.67	20.16	1.49
AUGUST	19.91	20.25	0.34
SEPTEMBER	15.68	18.77	3.09
OCTOBER	21.52	17.04	-4.48
NOVEMBER	17.52		
DECEMBER	24.11		
TOTALS	236.46		



## Departmental Report: Environmental Services

### COMMERCIAL GARBAGE 2020

<u>MONTH</u>	<u>TONS 2019</u>	<u>TONS 2020</u>	<u>GAIN/LOSS</u>
JANUARY	356.77	342.49	-14.28
FEBRUARY	324.76	343.24	18.48
MARCH	350.73	341.15	-9.58
APRIL	340.93	216.02	-124.91
MAY	372.8	246.79	-126.01
JUNE	313.93	295.06	-18.87
JULY	328.67	309.7	-18.97
AUGUST	348.77	305.34	-43.43
SEPTEMBER	308.13	294.84	-13.29
OCTOBER	354.27	309.94	-44.33
NOVEMBER	310.12		
DECEMBER	344.85		
TOTALS	4054.73		



## Departmental Report: Environmental Services

### RESIDENTIAL GARBAGE 2020

<u>MONTH</u>	<u>TONS 2019</u>	<u>TONS 2020</u>	<u>GAIN/LOSS</u>
JANUARY	187.67	182.04	-5.63
FEBRUARY	154.32	137.52	-16.8
MARCH	172.97	174.27	1.3
APRIL	192.61	179.81	-12.8
MAY	179.04	142.47	-36.57
JUNE	156.51	196.12	39.61
JULY	178.67	193.53	14.86
AUGUST	187.94	170.39	-17.55
SEPTEMBER	158.58	184.18	25.6
OCTOBER	168.55	160.59	-7.96
NOVEMBER	144.47		
DECEMBER	165.89		
TOTALS	2047.22		

