

Monthly Departmental Report: Environmental Services



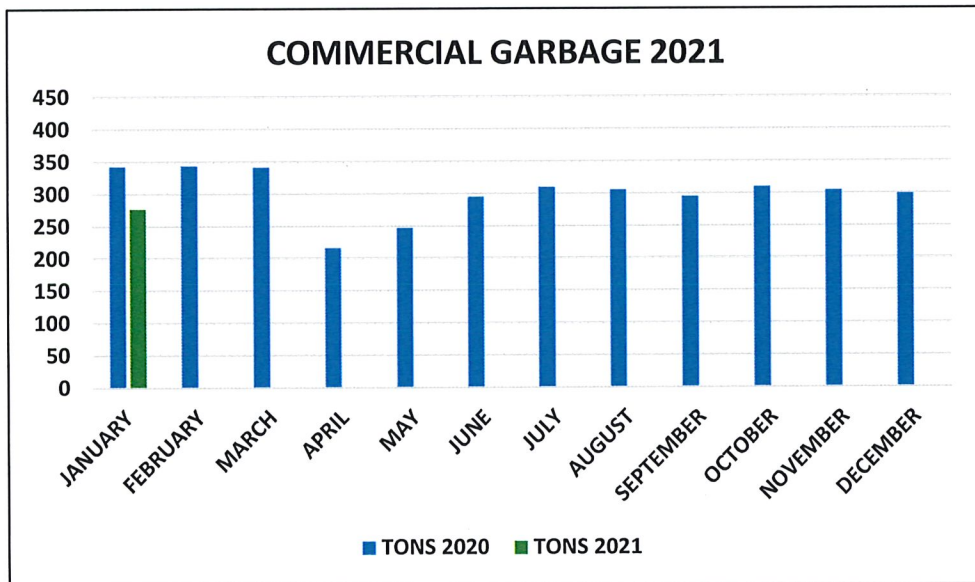
January

2021

Departmental Report: Environmental Services

COMMERCIAL GARBAGE 2021

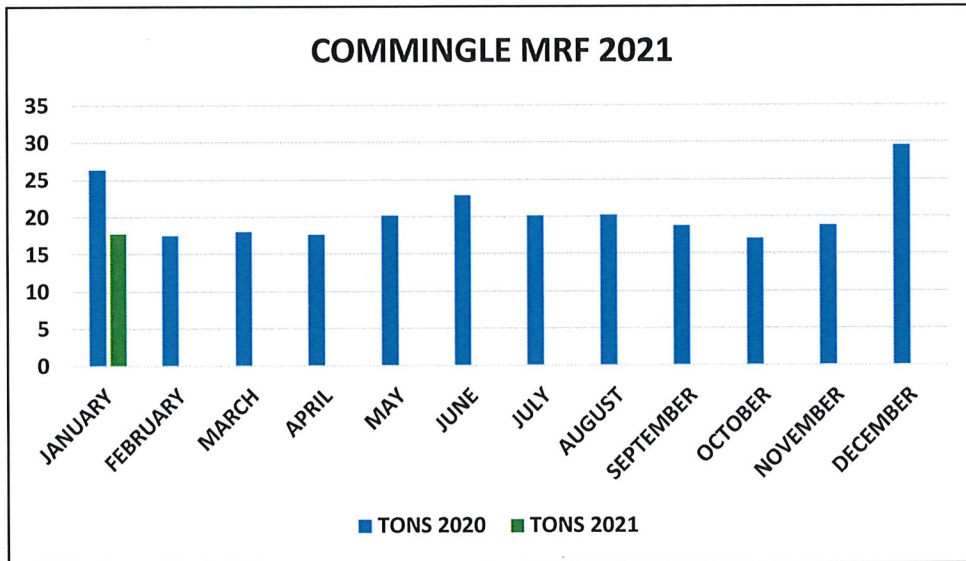
<u>MONTH</u>	<u>TONS 2020</u>	<u>TONS 2021</u>	<u>GAIN/LOSS</u>
JANUARY	342.49	276.77	-65.72
FEBRUARY	343.24		
MARCH	341.15		
APRIL	216.02		
MAY	246.79		
JUNE	295.06		
JULY	309.7		
AUGUST	305.34		
SEPTEMBER	294.84		
OCTOBER	309.94		
NOVEMBER	304.48		
DECEMBER	299.09		
TOTALS	3608.14		



Departmental Report: Environmental Services

COMMINGLE MRF 2021

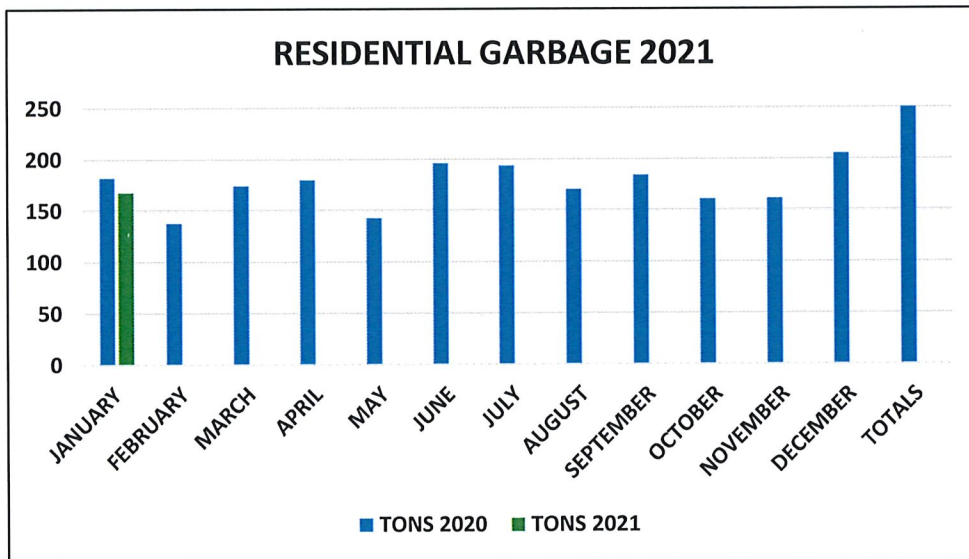
<u>MONTH</u>	<u>TONS 2020</u>	<u>TONS 2021</u>	<u>GAIN/LOSS</u>
JANUARY	26.37	17.77	-8.6
FEBRUARY	17.53		
MARCH	18.02		
APRIL	17.65		
MAY	20.17		
JUNE	22.89		
JULY	20.16		
AUGUST	20.25		
SEPTEMBER	18.77		
OCTOBER	17.04		
NOVEMBER	18.83		
DECEMBER	29.59		
TOTALS	247.27		



Departmental Report: Environmental Services

RESIDENTIAL GARBAGE 2021

<u>MONTH</u>	<u>TONS 2020</u>	<u>TONS 2021</u>	<u>GAIN/LOSS</u>
JANUARY	182.04	167.5	-14.54
FEBRUARY	137.52		
MARCH	174.27		
APRIL	179.81		
MAY	142.47		
JUNE	196.12		
JULY	193.53		
AUGUST	170.39		
SEPTEMBER	184.18		
OCTOBER	160.59		
NOVEMBER	161.28		
DECEMBER	204.94		
TOTALS	2087.14		



Departmental Report: Environmental Services

Yard Debris 2021

					TONNAGE	TRIPS
<u>MONTH</u>	<u>2020 TONS</u>	<u>2020 TRIPS</u>	<u>2021 TONS</u>	<u>2021 TRIPS</u>	<u>GAIN/LOSS</u>	<u>GAIN/LOSS</u>
January	348.44	54	284.21	54	-64.23	0
February	236.79	42				
March	305.3	60				
April	407.06	78				
May	288.79	57				
June	306.88	53				
July	276.59	71				
August	239.95	52				
September	246.79	49				
October	269.19	51				
November	370.12	67				
December	374.18	72				
TOTALS	3670.08	706				

