

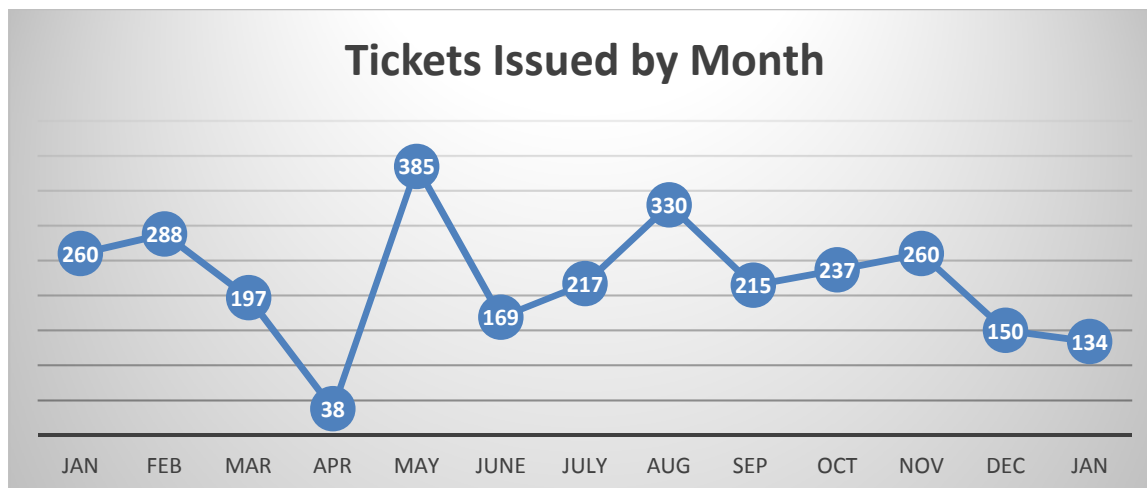
Hartsville Police Department



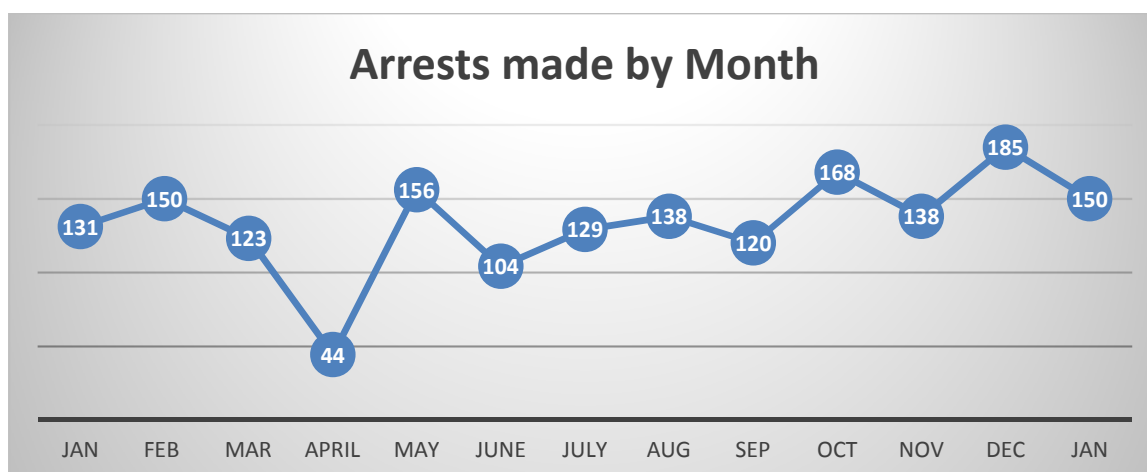
Monthly Report

January 2021

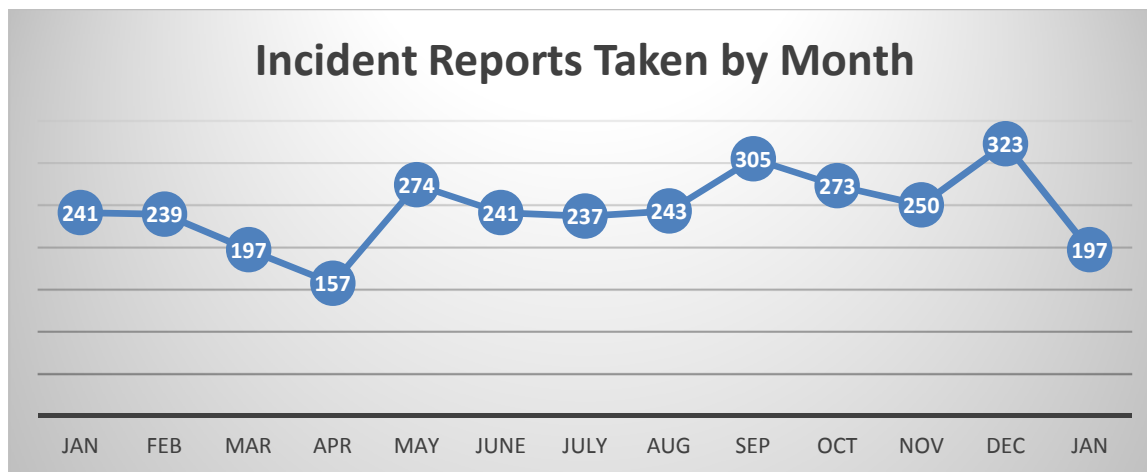
Prepared by Mark Blair



The COVID Pandemic had a severe impact on citations in Spring 2020. The first half of March was active, the last two weeks in March account for only 30% of tickets. April showed a severe drop in numbers as officers were ordered to limit traffic stops. May showed a rebound above and beyond what was expected. December and January showed a marked decrease in citations as we lost a few officers and are currently at 3 per shift.



Arrests plummeted in April 2020 due to fewer people being out, businesses being closed, and stores taking aggressive distancing measures. May showed a return to normal, and after a brief slump in June, arrest numbers have stabilized at our predictable average which has continued into Fall. In December we had "Operation COVID Christmas", which helped to boost our arrest numbers with the service of several drug warrants. January is still about average for arrests, despite citation numbers dropping severely.



Incident Reports taken are a reflection of reports actually written. A report is not written for every call. Calls for service data is directly related to arrests and citations. Spring 2020 showed a large decrease in reports, due to people being home, less stores open, fewer traffic stops. May and onward has shown a drastic rebound above previous incidents, until January 2021 for an unknown reason.

Arrestees and Victims

On average, between 50-65% of arrested persons come from outside the city limits, showing that we serve many more people than our in-town population.

In January there were 150 arrests, including 2 Juveniles.

Crime Types

Arrests consisted of the following: (Major categories, not inclusive of all arrests):

| | | |
|--------------------------|----|--------------------------|
| Shopliftings – | 8 | (88% from outside city) |
| Assaults – | 4 | (50% from outside city) |
| Thefts (including Cars)- | 14 | (100% from outside city) |
| Fraud/Forgery | 4 | (100% from outside city) |
| Drug Offenses – | 31 | (58% from outside city) |
| Burglary | 3 | (0% from outside city) |
| DUI/Drunkeness- | 2 | (100% from outside city) |
| Non-Reported State | 63 | (73% from outside City)* |

*Non-Reported to State offenses are generally offenses like Driving Under Suspension, Operating Uninsured, Possession of Controlled Substance, and other crimes that are outside the typical violent/property crime classifications

Totals for all arrests (including those not listed above)
105 of 150 people arrested (70%) live outside the city limits.