

# Hartsville Police Department

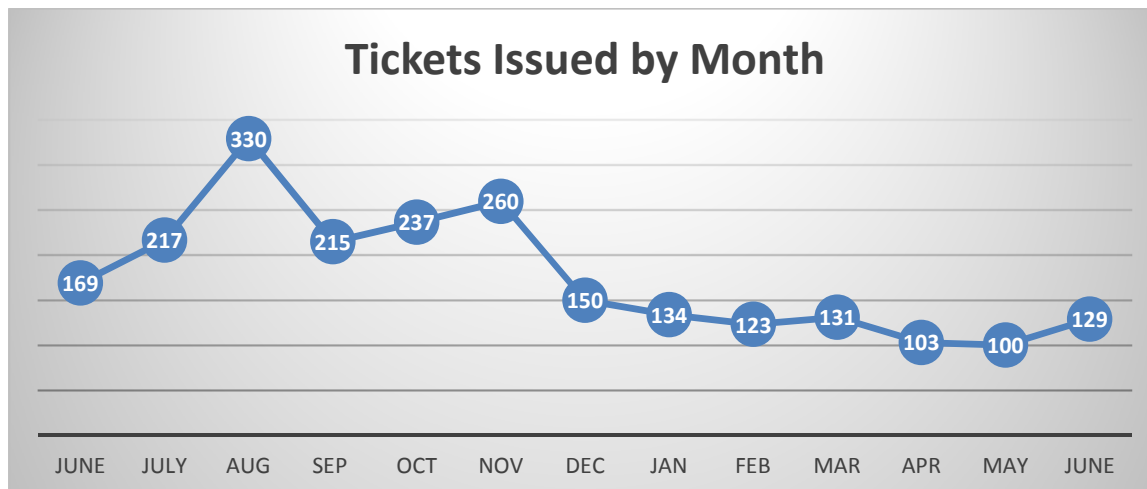
## Monthly Report



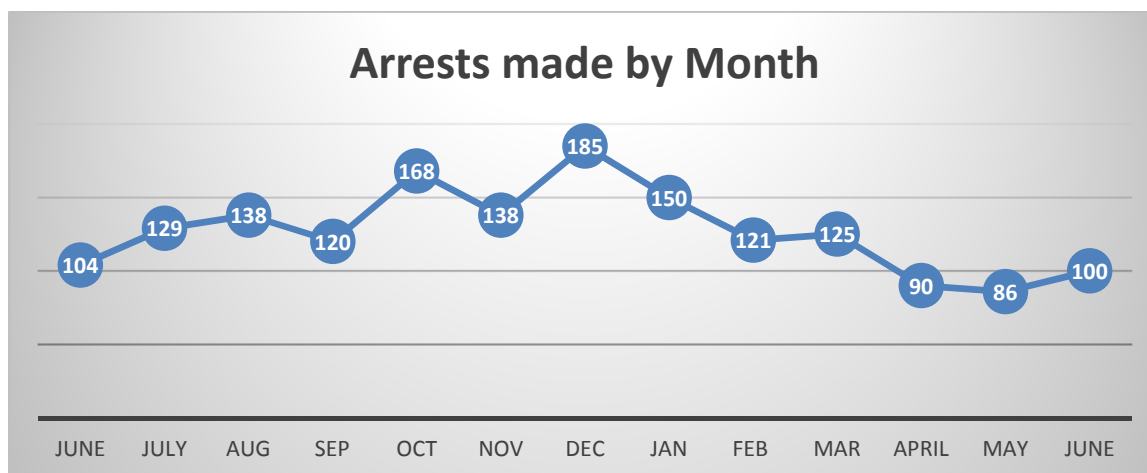
June

2021

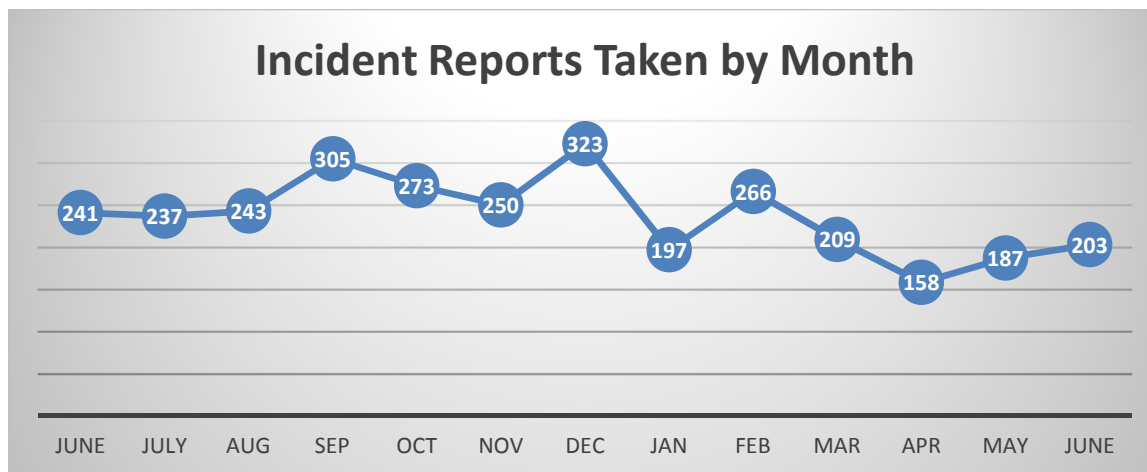
Prepared by Mark Blair



The COVID Pandemic had a severe impact on citations in Spring 2020. May showed a rebound above and beyond what was expected. December and January showed a marked decrease in citations as we lost a few officers and are currently at 3 per shift. We continued a downward trend until recently, when we began hiring officers to fill vacancies.



Arrests plummeted in April 2020 due to fewer people being out, businesses being closed, and stores taking aggressive distancing measures. May showed a return to normal, and in December we had "Operation COVID Christmas", which helped to boost our arrest numbers with the service of several drug warrants, but since that time, Arrests have shown a steady decline until this month.



Incident Reports taken are a reflection of reports actually written. A report is not written for every call. Calls for service data is directly related to arrests and citations. For some unknown reason, reports made have decreased sharply since February, with the numbers of reports in April 2021 being the lowest since the COVID lockdowns of April 2020. Tickets and Arrests reflect these numbers, although reports are on the rise.

#### Arrestees and Victims

On average, between 50-65% of arrested persons come from outside the city limits, showing that we serve many more people than our in-town population.

In June there were 100 arrests, including 1 Juvenile.

#### Crime Types

Arrests consisted of the following: (Major categories, not inclusive of all arrests):

Assault -	4	(50% from outside City)
Shopliftings –	3	(66% from outside City)
Thefts (including Cars)-	2	(0% from outside City)
Fraud/Forgery	5	(100% from outside City)
Drug Offenses –	38	(67% from outside City)
Weapons Laws -	1	(100% from outside City)
DUI/Drunkenness-	5	(100% from outside City)
Non-Reported State	29	(66% from outside City)*

\*Non-Reported to State offenses are generally offenses like Driving Under Suspension, Operating Uninsured, Possession of Controlled Substance, and other crimes that are outside the typical violent/property crime classifications

Totals for all arrests (including those not listed above)  
65 of 100 people arrested (65%) live outside the city limits.