

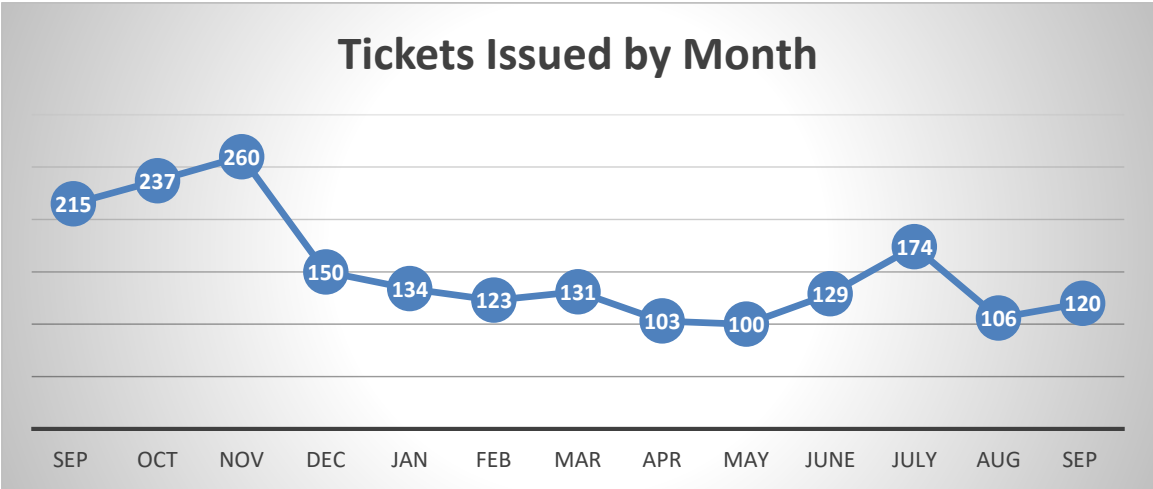
Hartsville Police Department

Monthly Report

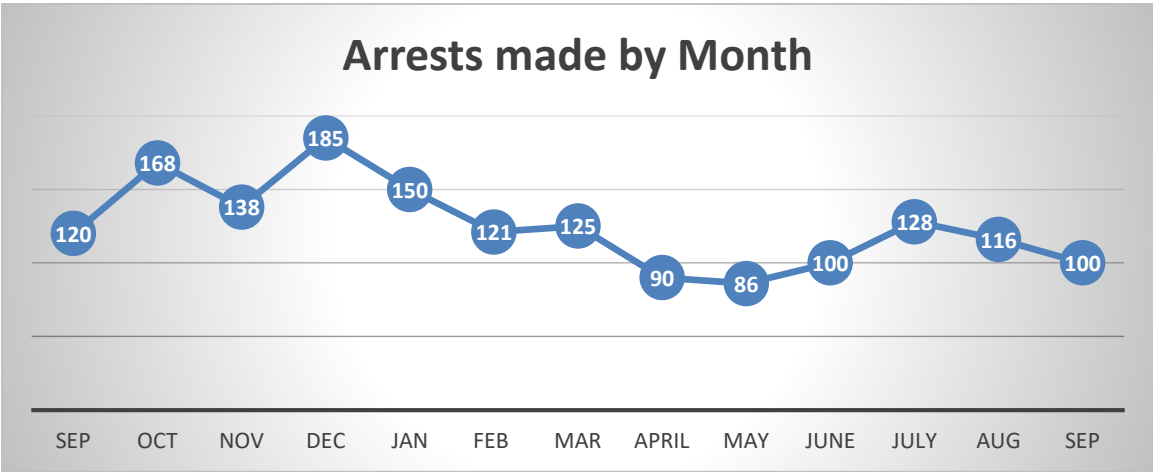


September 2021

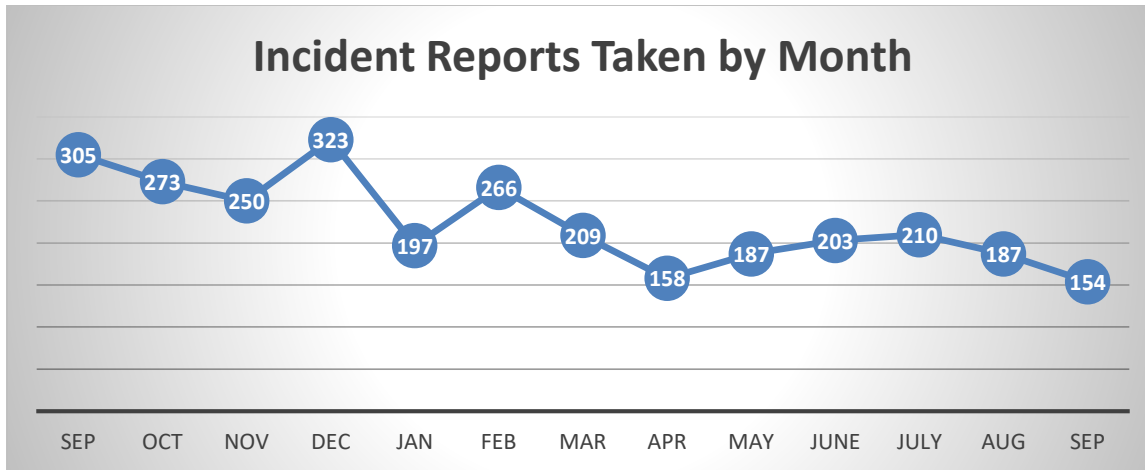
Prepared by Mark Blair



The COVID Pandemic had a severe impact on citations in 2020. December 2020 and January 2021 showed a marked decrease in citations as we lost a few officers and at 3 per shift for a long period. We continued a downward trend until recently, when we began hiring officers to fill vacancies. With the increasing COVID numbers in our area, officers were told to stop fewer cars, and our numbers reflect the impacts of that order.



The end of 2020 showed a return to normal operations following the COVID lockdowns, and in December we had “Operation COVID Christmas”, which helped to boost our arrest numbers with the service of several drug warrants. Until recently there was a return towards normal, however with increasing COVID infections, officers are doing less proactive policing and the numbers will likely drop.



Incident Reports taken are a reflection of reports actually written. A report is not written for every call. Reports made decreased sharply since February, with the numbers of reports in April 2021 being the lowest since the COVID lockdowns of April 2020. Tickets and Arrests reflect these numbers, and with officer doing less proactive policing due to COVID infection rates, expect reports to drop.

Arrestees and Victims

On average, between 60-65% of arrested persons come from outside the city limits, showing that we serve many more people than our in-town population.

In September there were 100 arrests, including 11 Juveniles.

Crime Types

Arrests consisted of the following: (Major categories, not inclusive of all arrests):

Kidnapping	1	(0% from outside City)
Assault -	8	(50% from outside City)
Shopliftings –	7	(72% from outside City)
Thefts (including Cars)-	3	(66% from outside City)
Fraud/Forgery	6	(100% from outside City)
Drug Offenses –	15	(80% from outside City)
Weapons Laws -	6	(100% from outside City)
DUI/Drunkeness-	17	(35% from outside City)
Non-Reported State	25	(84% from outside City)*

*Non-Reported to State offenses are generally offenses like Driving Under Suspension, Operating Uninsured, Possession of Controlled Substance, and other crimes that are outside the typical violent/property crime classifications

Totals for all arrests (including those not listed above)

73 of 100 people arrested (73%) live outside the city limits.