

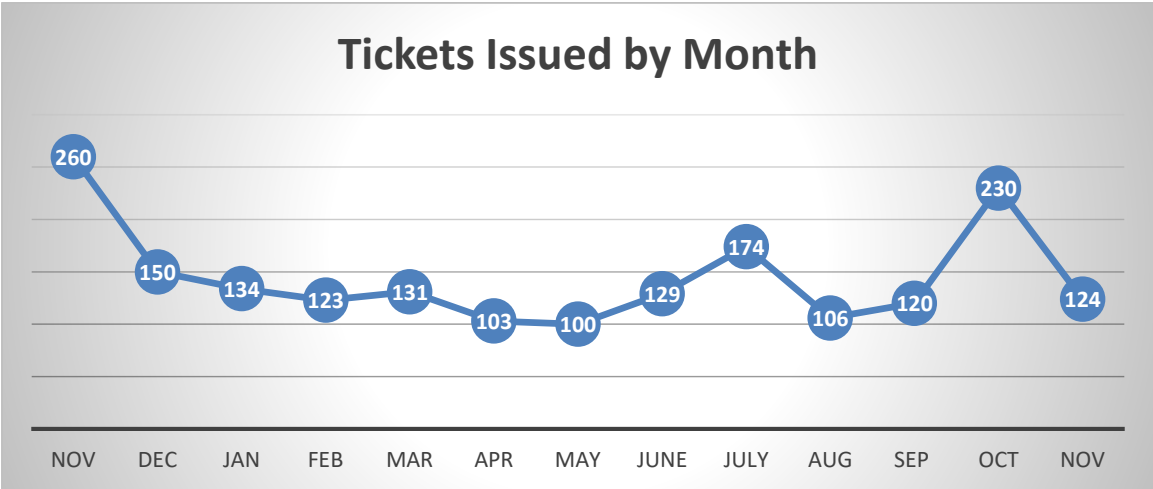
# Hartsville Police Department

## Monthly Report

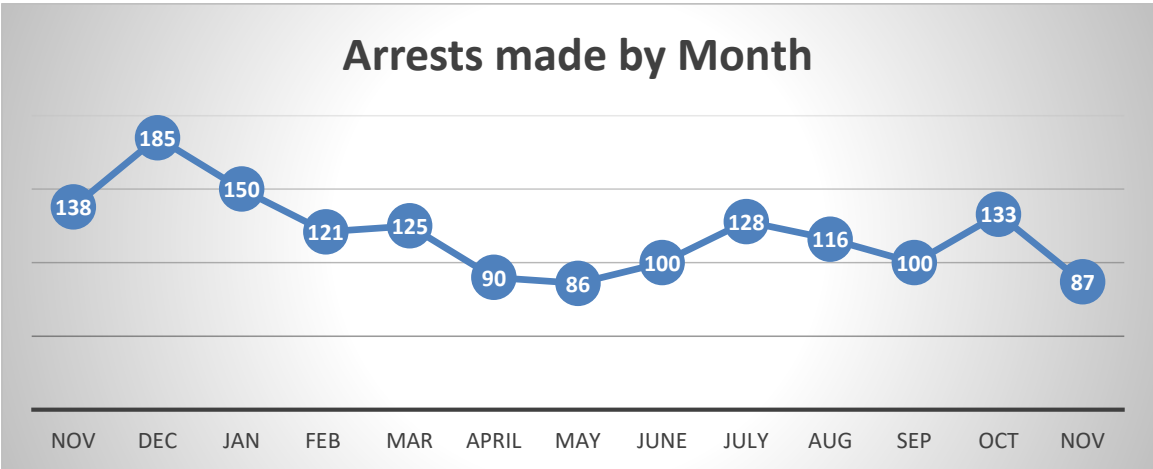


November 2021

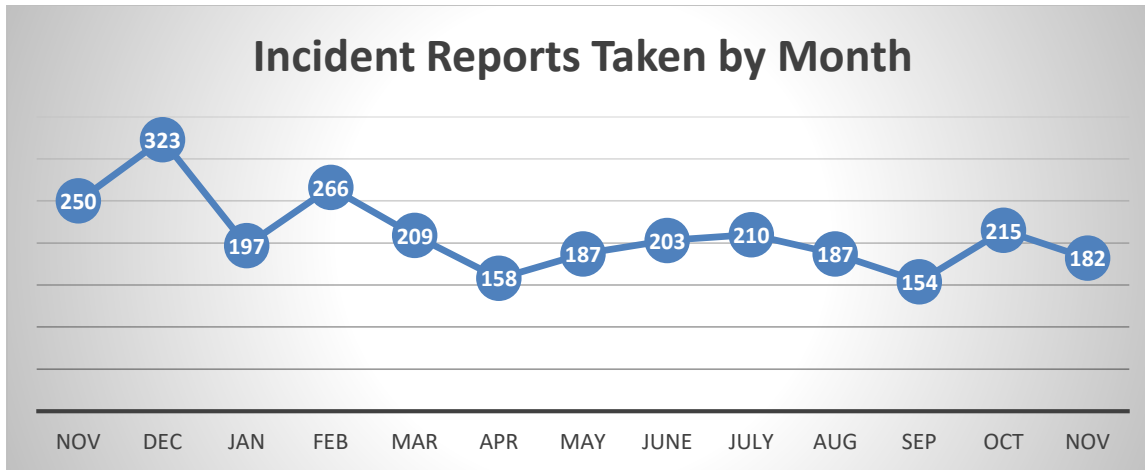
Prepared by Mark Blair



The COVID Pandemic had a severe impact on citations in 2020. December 2020 and January 2021 showed a marked decrease in citations as we lost a few officers and at 3 per shift for a long period. We continued a downward trend until recently, when we began hiring officers to fill vacancies. With the increasing COVID numbers in our area, officers were told to stop fewer cars, and our numbers reflect the impacts of that order. October showed a huge return to more normal levels, and then a sudden drop.



The end of 2020 showed a return to normal operations following the COVID lockdowns, and in December we had "Operation COVID Christmas", which helped to boost our arrest numbers with the service of several drug warrants. After a short burst of activity, November returned to a general slump.



Incident Reports taken are a reflection of reports actually written. A report is not written for every call. Reports made decreased sharply since February, with the numbers of reports September 2021 being the lowest since the COVID lockdowns of April 2020. October showed a spike in reports, arrests, and citations together, and November showed a slump in all three.

#### Arrestees and Victims

On average, between 60-65% of arrested persons come from outside the city limits, showing that we serve many more people than our in-town population.

October gave us 87 arrests, including 10 Juveniles.

#### Crime Types

Arrests consisted of the following: (Major categories, not inclusive of all arrests):

Kidnapping	1	(0% from outside City)
Assault	12	(66% from outside City)
Shopliftings	11	(92% from outside City)
Fraud/Forgery	1	(100% from outside City)
Drug Offenses –	16	(66% from outside City)
Weapons Laws -	3	(100% from outside City)
DUI/Drunkenness-	12	(58% from outside City)
Non-Reported State	18	(72% from outside City)*

\*Non-Reported to State offenses are generally offenses like Driving Under Suspension, Operating Uninsured, Possession of Controlled Substance, and other crimes that are outside the typical violent/property crime classifications

Totals for all arrests (including those not listed above)

63 of 87 people arrested (72%) live outside the city limits.