

Monthly Departmental Report: Environmental Services



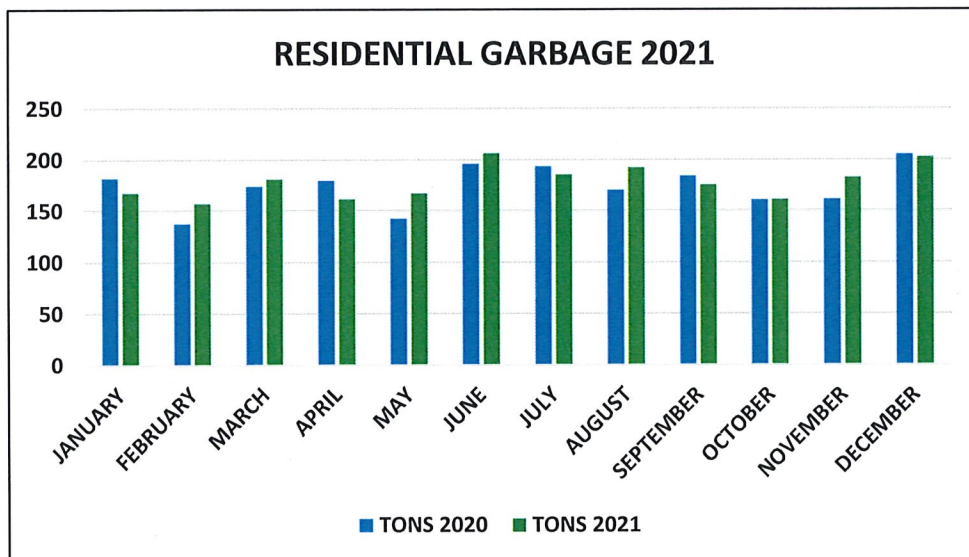
December

2021

Departmental Report: Environmental Services

RESIDENTIAL GARBAGE 2021

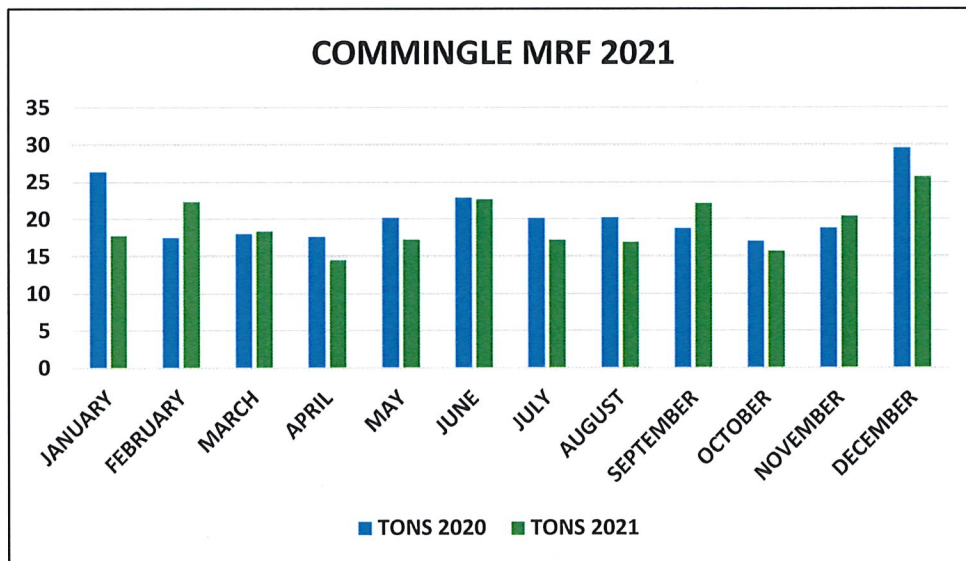
<u>MONTH</u>	<u>TONS 2020</u>	<u>TONS 2021</u>	<u>GAIN/LOSS</u>
JANUARY	182.04	167.5	-14.54
FEBRUARY	137.52	157.31	19.79
MARCH	174.27	181.04	6.77
APRIL	179.81	161.74	-18.07
MAY	142.47	167.21	24.74
JUNE	196.12	206.35	10.23
JULY	193.53	185.43	-8.1
AUGUST	170.39	192.34	21.95
SEPTEMBER	184.18	175.46	-8.72
OCTOBER	160.59	160.9	0.31
NOVEMBER	161.28	182.47	21.19
DECEMBER	204.94	202.51	-2.43
TOTALS	2087.14	2140.26	53.12



Departmental Report: Environmental Services

COMMINGLE MRF 2021

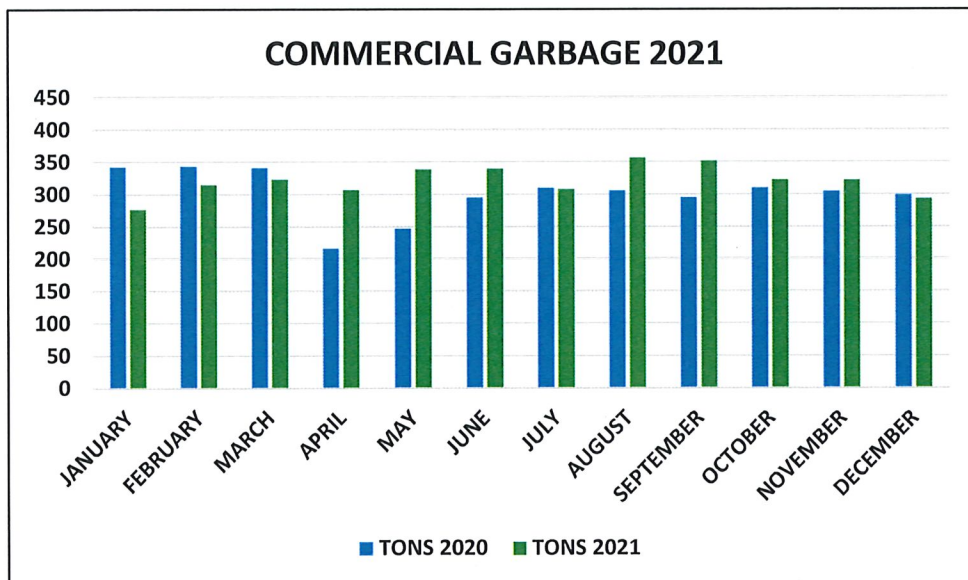
<u>MONTH</u>	<u>TONS 2020</u>	<u>TONS 2021</u>	<u>GAIN/LOSS</u>
JANUARY	26.37	17.77	-8.6
FEBRUARY	17.53	22.34	4.81
MARCH	18.02	18.39	0.37
APRIL	17.65	14.52	-3.13
MAY	20.17	17.26	-2.91
JUNE	22.89	22.69	-0.2
JULY	20.16	17.21	-2.95
AUGUST	20.25	16.91	-3.34
SEPTEMBER	18.77	22.14	3.37
OCTOBER	17.04	15.72	-1.32
NOVEMBER	18.83	20.42	1.59
DECEMBER	29.59	25.68	-3.91
TOTALS	247.27	231.05	-16.22



Departmental Report: Environmental Services

COMMERCIAL GARBAGE 2021

<u>MONTH</u>	<u>TONS 2020</u>	<u>TONS 2021</u>	<u>GAIN/LOSS</u>
JANUARY	342.49	276.77	-65.72
FEBRUARY	343.24	314.57	-28.67
MARCH	341.15	323.26	-17.89
APRIL	216.02	306.61	90.59
MAY	246.79	338.68	91.89
JUNE	295.06	339.69	44.63
JULY	309.7	307.8	-1.9
AUGUST	305.34	356.34	51
SEPTEMBER	294.84	351.49	56.65
OCTOBER	309.94	322.25	12.31
NOVEMBER	304.48	321.52	17.04
DECEMBER	299.09	293.15	-5.94
TOTALS	3608.14	3852.13	243.99



Departmental Report: Environmental Services

Yard Debris 2021

					TONNAGE	TRIPS
MONTH	2020 TONS	2020 TRIPS	2021 TONS	2021 TRIPS	GAIN/LOSS	GAIN/LOSS
January	348.44	54	284.21	54	-64.23	0
February	236.79	42	199.71	42	-37.08	0
March	305.3	60	278.9	51	-26.4	-9
April	407.06	78	280.66	41	-126.4	-37
May	288.79	57	273.83	45	-14.96	-12
June	306.88	53	285.25	45	-21.63	-8
July	276.59	71	273.57	45	-3.02	-26
August	239.95	52	196.31	34	-43.64	-18
September	246.79	49	188.98	33	-57.81	-16
October	269.19	51	167.43	31	-101.76	-20
November	370.12	67	252.39	53	-117.73	-14
December	374.18	72	406.53	69	32.35	-3
TOTALS	3670.08	706	3087.77	543	-582.31	-163

