

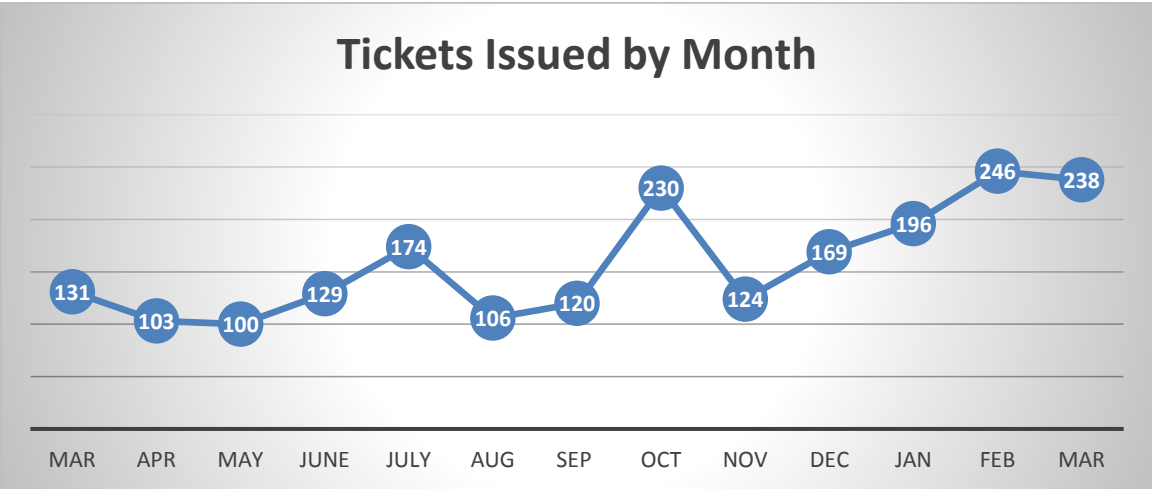
# Hartsville Police Department

## Monthly Report

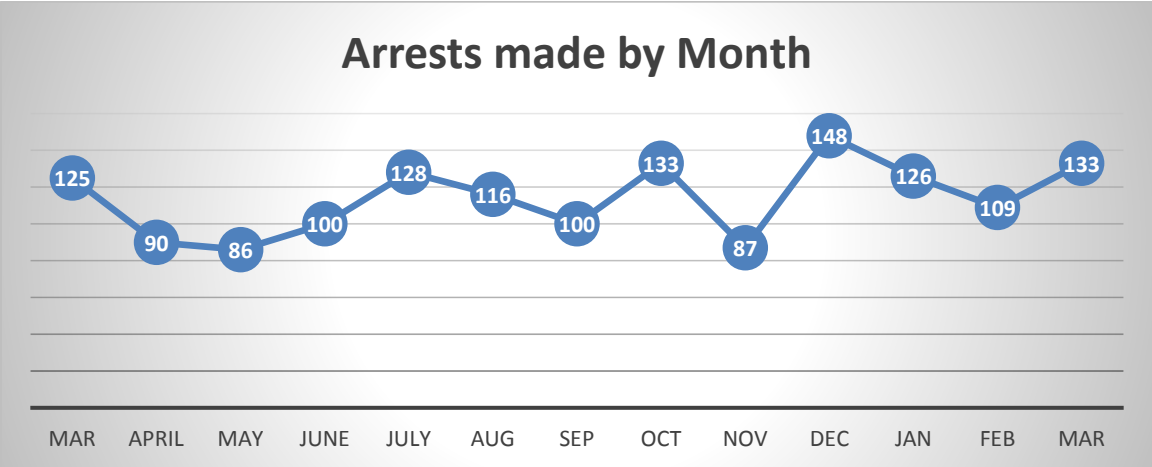


March 2022

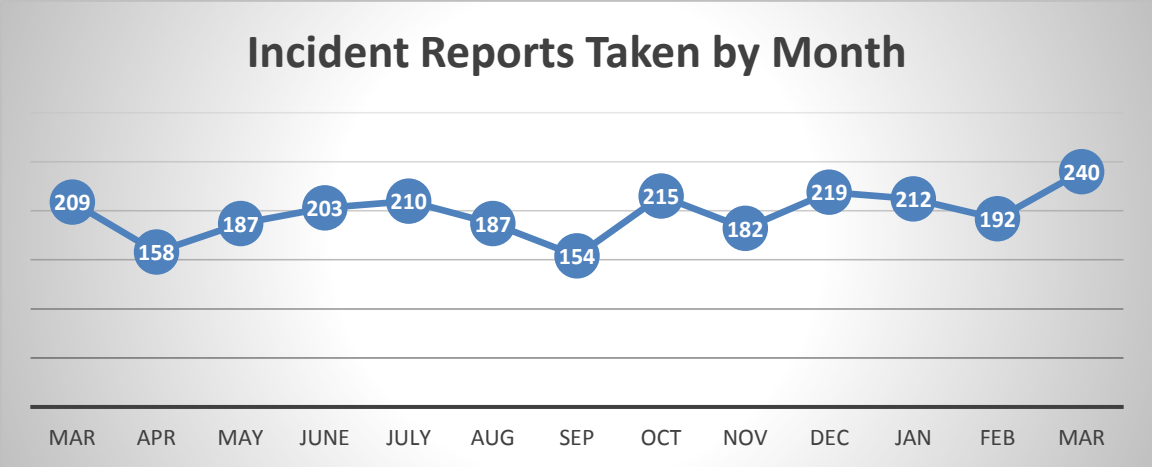
Prepared by Mark Blair



The COVID Pandemic had less of an effect on citations in 2021 but the lingering effects still caused lower numbers for a while. We continued a downward trend until May, when we were able to fill vacancies. With the increasing COVID numbers in our area with Delta in Summer and Omicron in November, officers were told to stop fewer cars, and our numbers reflect the impacts of that order. Since November we have experienced a steady climb in numbers, to almost twice as many in March 2022, from March 2021.



2021 Arrests match 2021 Citations, showing a general slump until late summer, with Covid Variants having a spotty effect on numbers. After a short burst of activity in October 2021, November showed general slump along with the emergence of COVID Omicron but December and January rebounded. Interestingly, the arrest numbers are trending down, while the Citations are trending up. This could indicate officers have let more people go on tickets instead of taking them to jail. March 2022 parallels last march.



Incident Reports taken are a reflection of reports actually written. A report is not written for every call. Reports made decreased sharply since February, with the numbers of reports September 2021 being the lowest since the COVID lockdowns of April 2020. After a brief up and down, March reports trended up to be the highest number in a year.

**Arrestees and Victims**

On average, between 60-65% of arrested persons come from outside the city limits, showing that we serve many more people than our in-town population.

March gave us 133 arrests, including 10 Juveniles.

**Crime Types**

Arrests consisted of the following: (Major categories, not inclusive of all arrests):

Assault	6	(50% from outside City)
Burglary	3	(100% from outside City)
Shopliftings	7	(100% from outside City)
Fraud/Forgery	5	(100% from outside City)
Drug Offenses –	32	(75% from outside City)
Weapons Laws -	2	(100% from outside City)
DUI/Drunkeness-	10	(70% from outside City)
Non-Reported State	43	(67% from outside City)*

\*Non-Reported to State offenses are generally offenses like Driving Under Suspension, Operating Uninsured, Possession of Controlled Substance, and other crimes that are outside the typical violent/property crime classifications

Totals for all arrests (including those not listed above)  
 99 of 133 people arrested (74%) live outside the city limits.