

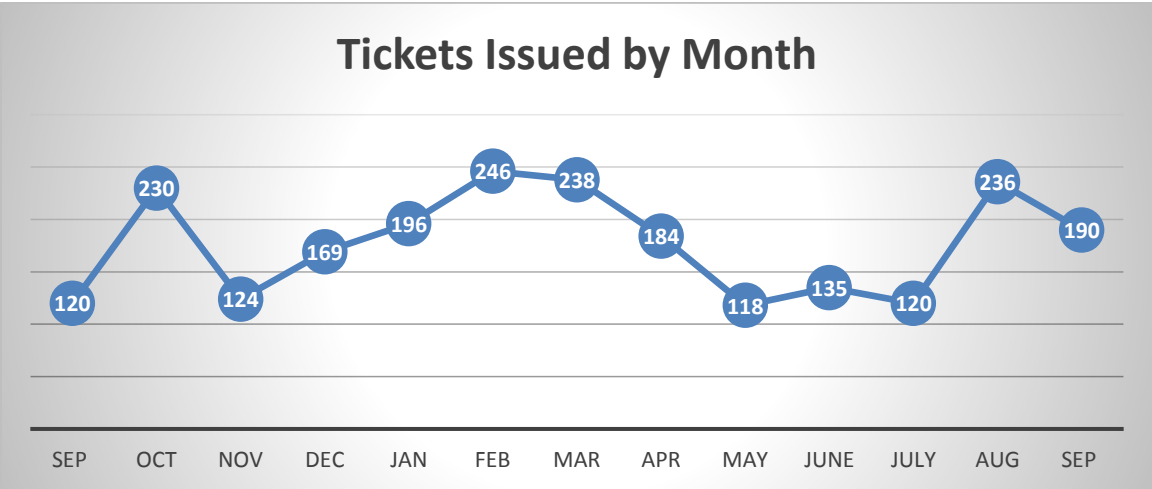
# Hartsville Police Department

## Monthly Report

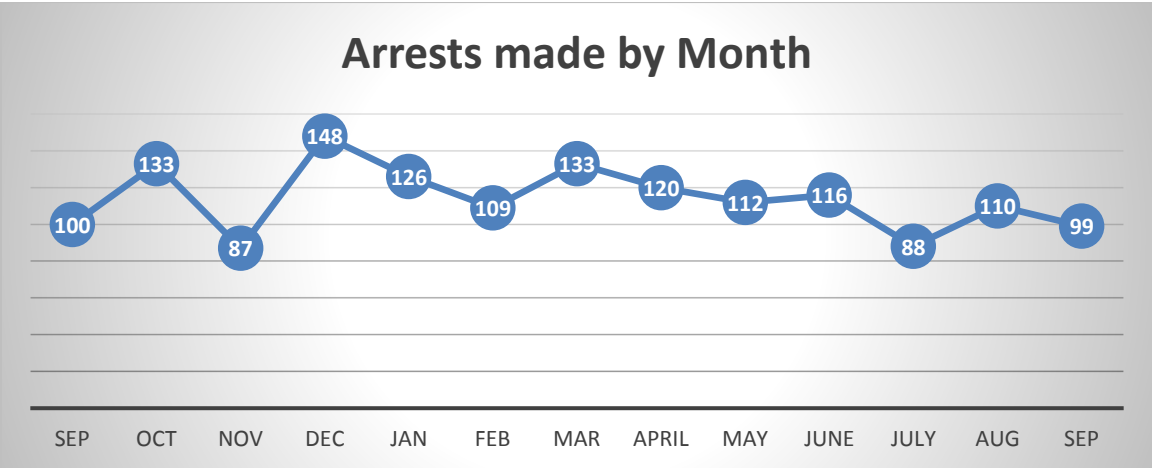


September 2022

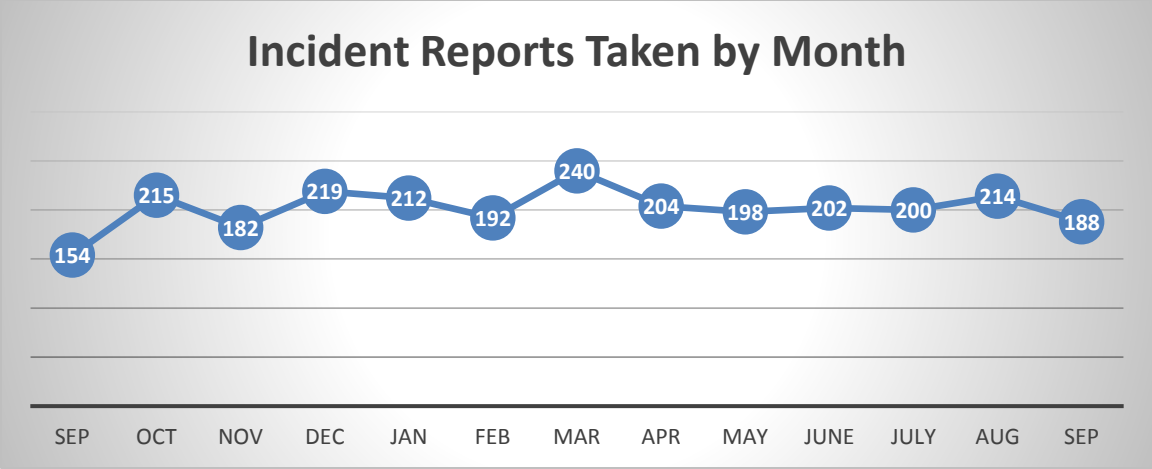
Prepared by Mark Blair



The COVID Pandemic had less of an effect on citations in 2022 but the lingering effects still caused lower numbers for a while. After a steady climb since November 2021, numbers showed a decline from March through May, partially due to vacancies, but August really improved for an unknown reason, and September has held slightly higher numbers. We are still working to fill patrol vacancies.



After a short burst of activity in October 2021, November showed general slump along with the emergence of COVID Omicron but December and January rebounded. Interestingly, the arrest numbers have slowly decreased, with July being the second lowest number in 12 months. They improved slightly in August, however not nearly as much as citations, which seems to suggest officers are issuing tickets in lieu of jail. September 2022 numbers almost mirror September 2021 numbers.



Incident Reports taken are a reflection of reports actually written. A report is not written for every call. Reports taken seem to fluctuate around an average of about 200 per month, and July/August 2022 was not an outlier in this.

**Arrestees and Victims**

On average, between 60-65% of arrested persons come from outside the city limits, showing that we serve many more people than our in-town population.

September gave us 99 arrests, including 8 Juveniles.

**Crime Types**

Arrests consisted of the following: (Major categories, not inclusive of all arrests):

Robbery	1	(100% from outside City)
Aggravated Assault	3	(33% from outside City)
Burglary	3	(66% from outside City)
Shopliftings	10	(90% from outside City)
Weapons	1	(100% from outside City)
Drug Offenses	22	(63% from outside City)
Fraud/Forgery	7	(57% from outside City)
DUI/Drunkenness-	13	(61% from outside City)
Non-Reported State	27	(63% from outside City)*

\*Non-Reported to State offenses are generally offenses like Driving Under Suspension, Operating Uninsured, Possession of Controlled Substance, and other crimes that are outside the typical violent/property crime classifications

Totals for all arrests (including those not listed above)  
 66 of 99 people arrested (66%) live outside the city limits.