

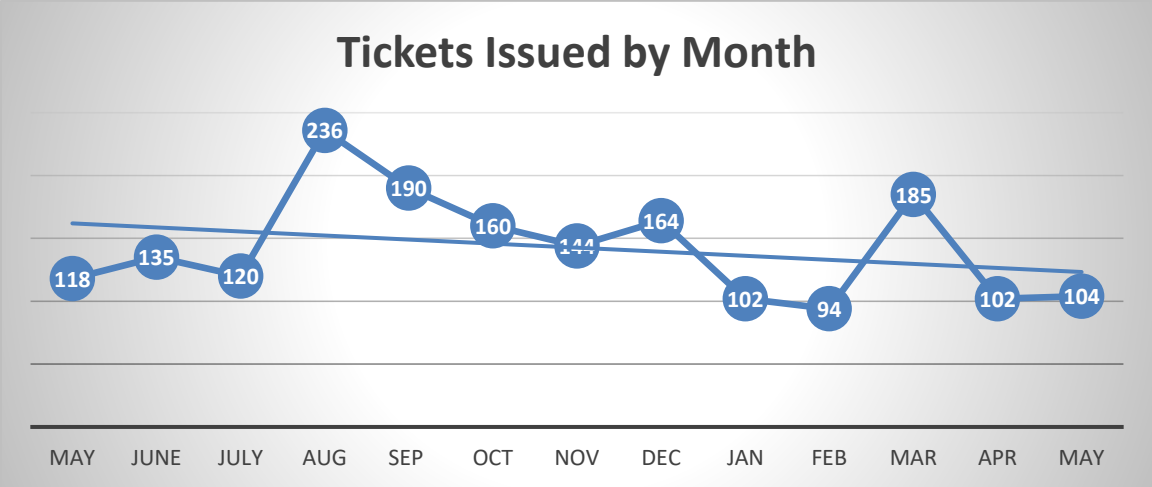
Hartsville Police Department

Monthly Report

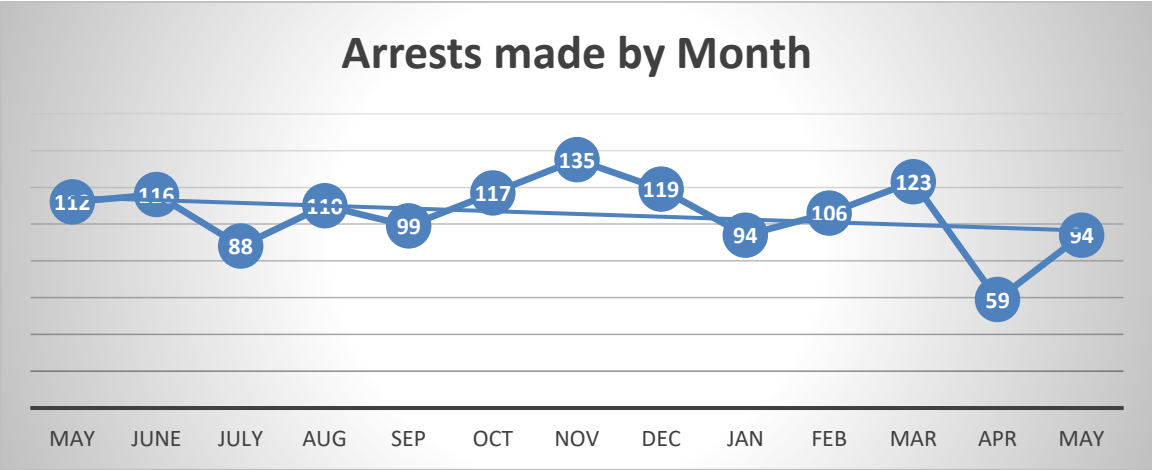


May 2023

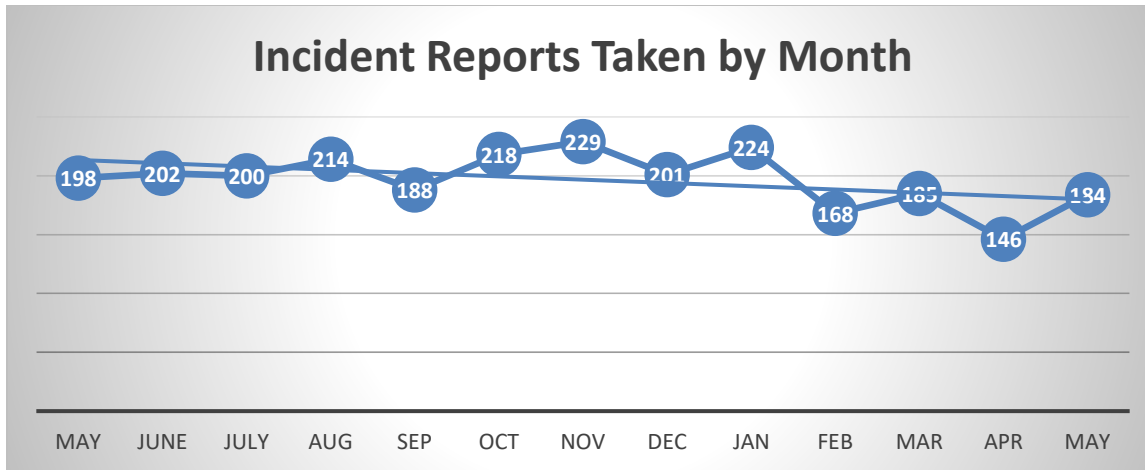
Prepared by Mark Blair



Although there was an increase in August 2022 after a disappointing spring, with low manpower on shifts numbers declined steadily into fall and winter. February remained low due to COVID outbreak in the PD, and although we have seen a spike in March activity, overall the citations have trended down an average of about 40 since this time last year. Although April and May seem about the same, I predict June will trend up with the temporary use of the Crime Reduction Unit over the summer.



Arrest numbers in the last 12 months have slightly decreased, with July 2022 being the lowest number in 12 months. Arrests seem to have reached an almost steady average around 127/Month for the year, except for January which dropped to the lowest level since July. Arrests have declined slightly overall, mirroring the general citation and report trends. By itself, April showed a huge decrease in arrests, however May returned to average. I predict a huge increase over June and July due to the use of the Crime Reduction Unit.



Incident Reports taken are a reflection of reports actually written. A report is not written for every call. Reports taken seem to fluctuate around an average of about 200 per month, with a slight decrease over the previous 12 months. April reports mirror citations and arrests, showing a sharp decrease, While May reports reflect the increase in arrests. This is incident reports only, accidents are not included in this data.

Arrestees and Victims

On average, between 60-65% of arrested persons come from outside the city limits, showing that we serve many more people than our in-town population.

May gave us 94 arrests, including 12 Juveniles (mostly drugs/assaults).

Crime Types

Arrests consisted of the following: (Major categories, not inclusive of all arrests):

Burglary	5	(60% from outside City)
Assaults	7	(71% from outside City)
Car Theft	1	(100% from outside City)
Thefts	6	(66% from outside City)
Shoptliftings	1	(0% from outside City)
Forgery/Fraud	10	(100% from outside City)
Drug Offenses	30	(43% from outside City)
DUI/Drunkeness	7	(57% from outside City)
Non-Reported State	18	(39% from outside City)*

*Non-Reported to State offenses are generally offenses like Driving Under Suspension, Operating Uninsured, Possession of Controlled Substance, and other crimes that are outside the typical violent/property crime classifications

Totals for all arrests (including those not listed above)

56 of 94 people arrested (60%) live outside the city limits.