

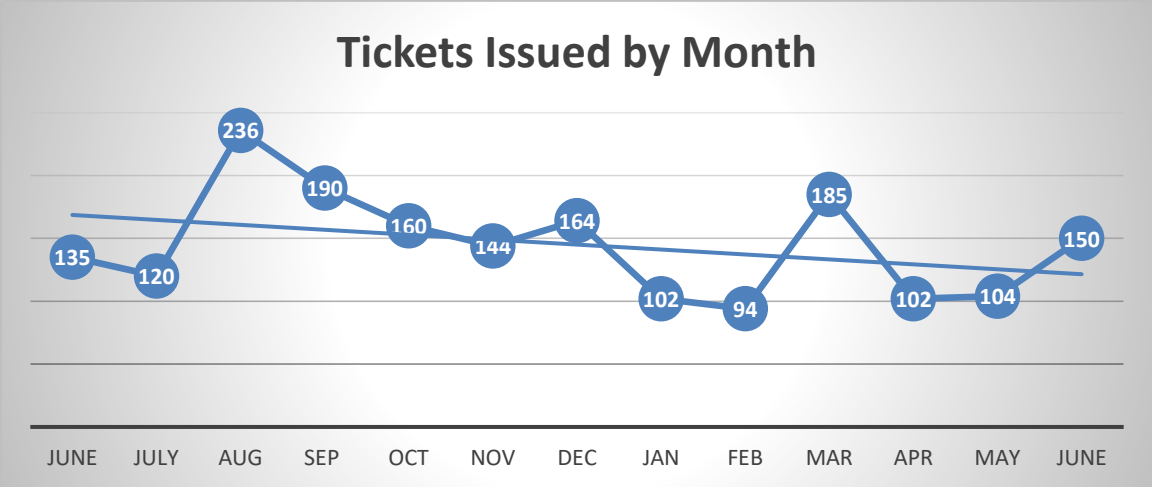
Hartsville Police Department

Monthly Report

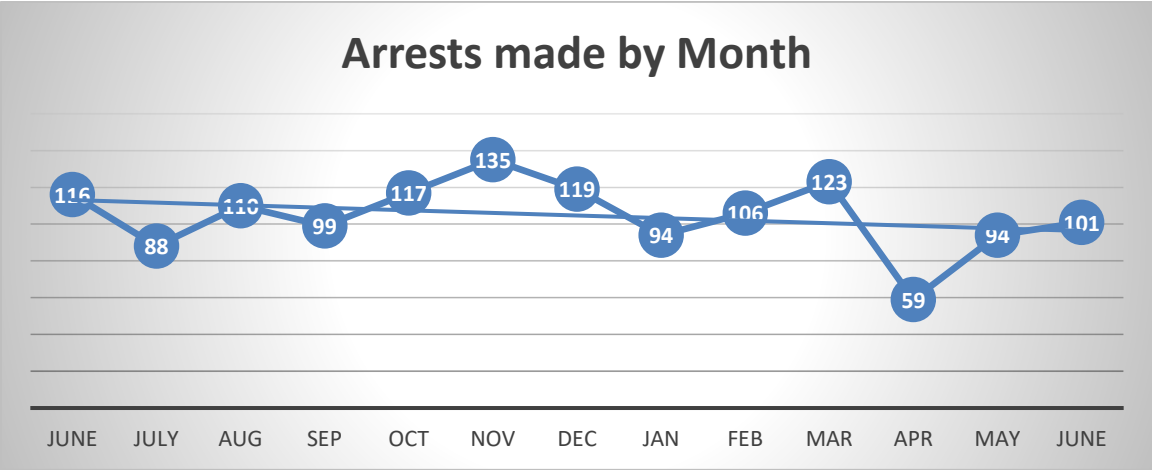


June 2023

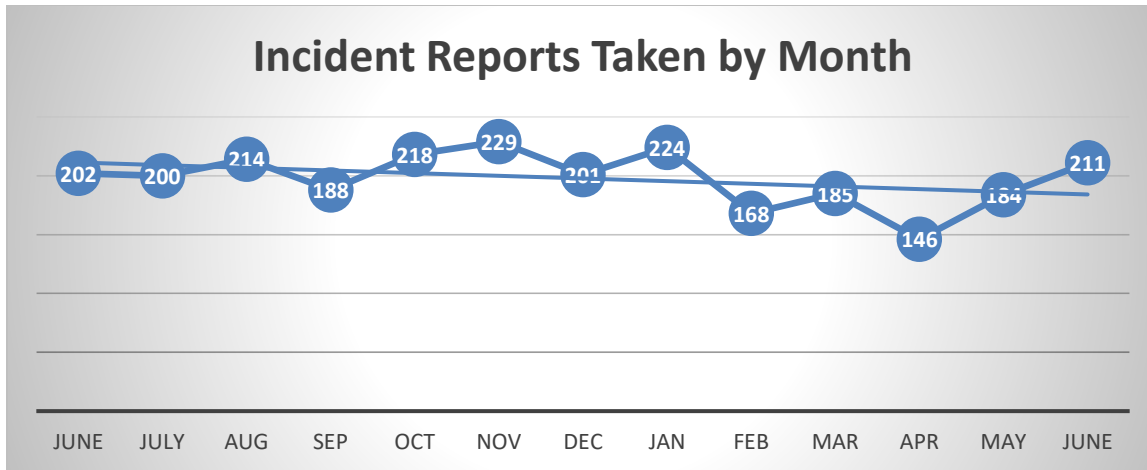
Prepared by Janice Woodham



February 2023 citations remained low due to COVID outbreak in the PD, and although we have seen a spike in March activity, overall the citations have trended down an average of about 40 since this time last year. Although April and May seemed about the same. Our predictions that June would trend up with the temporary use of the Crime Reduction Unit have been correct, with an almost 50 percent increase in citations in a month.



Arrest numbers in the last 12 months have slightly decreased. July 2022 was the lowest number in 12 months. Arrests seem to have reached an almost steady average around 100/Month for the year, except for January which dropped to the lowest level since July. Arrests have declined slightly overall, mirroring the general citation and report trends. April 2023 showed a huge decrease in arrests, however May returned to average. Although the Crime reduction unit has made some good cases, the number of reports has not increased as much as the number of citations.



Incident Reports taken are a reflection of reports actually written. A report is not written for every call. Reports taken seem to fluctuate around an average of about 175 per month, with a slight decrease over the previous 12 months. April reports mirror citations and arrests, showing a sharp decrease, While May and June both reflect the increase in arrests. This is incident reports only, accidents are not included in this data.

Arrestees and Victims

On average, between 60-65% of arrested persons come from outside the city limits, showing that we serve many more people than our in-town population.

June gave us 101 arrests, including 8 Juveniles (mostly drugs/assaults).

Crime Types

Arrests consisted of the following: (Major categories, not inclusive of all arrests):

Burglary	5	(80% from outside City)
Assaults	6	(83% from outside City)
Thefts	9	(33% from outside City)
Shopliftings	3	(33% from outside City)
Forgery/Fraud	3	(33% from outside City)
Drug Offenses	29	(66% from outside City)
DUI/Drunkenness	8	(75% from outside City)
Non-Reported State	17	(53% from outside City)*

*Non-Reported to State offenses are generally offenses like Driving Under Suspension, Operating Uninsured, Possession of Controlled Substance, and other crimes that are outside the typical violent/property crime classifications

Totals for all arrests (including those not listed above)

62 of 101 people arrested (61%) live outside the city limits.