

Monthly Departmental Report: Environmental Services



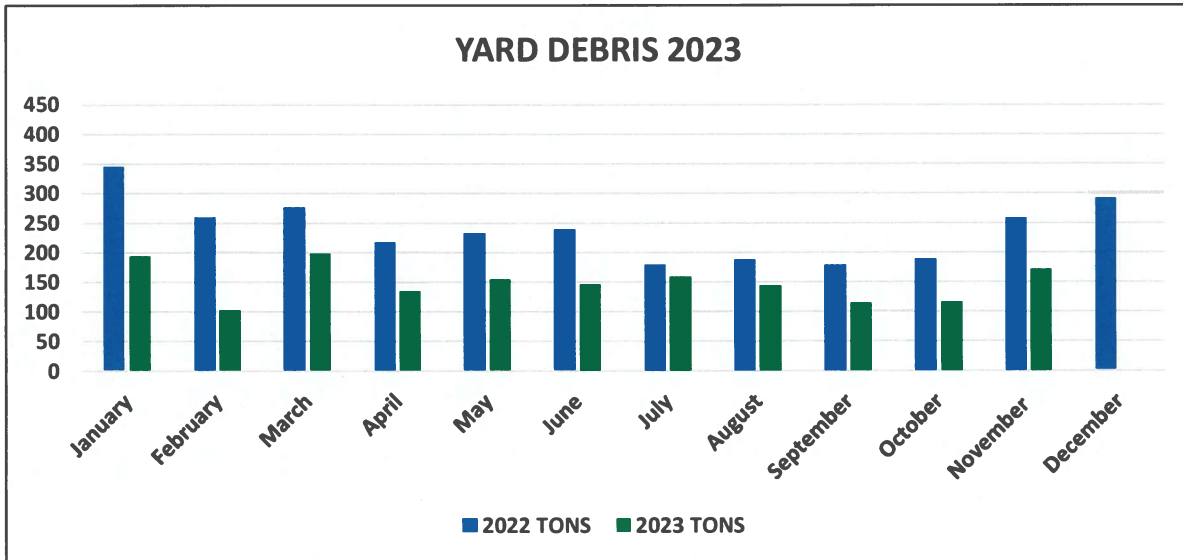
November

2023

Departmental Report: Environmental Services

Yard Debris 2023

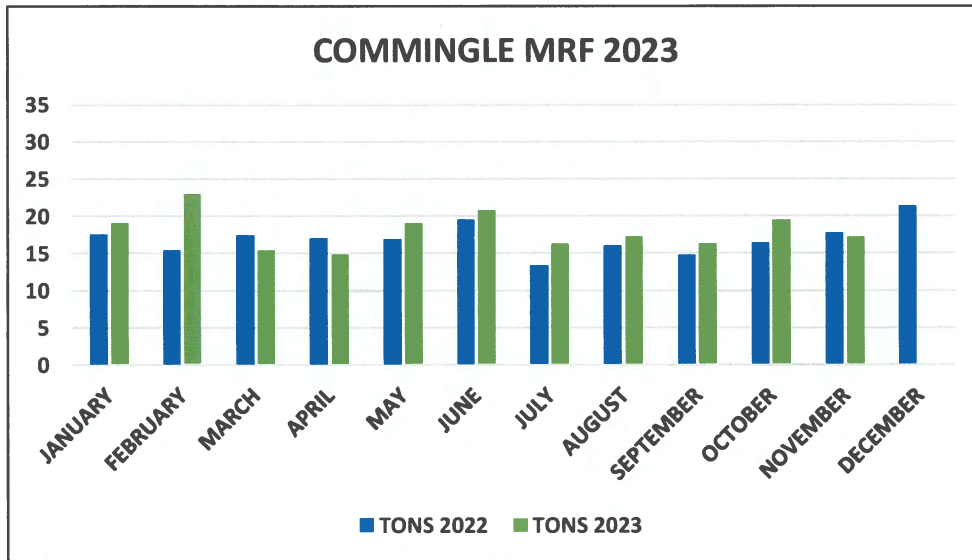
					TONNAGE	TRIPS
MONTH	2022 TONS	2022 TRIPS	2023 TONS	2023 TRIPS	GAIN/LOSS	GAIN/LOSS
January	345.4	63	193.72	34	-151.68	-29
February	260.04	59	102.67	16	-157.37	-43
March	276.04	67	198	36	-78.04	-31
April	217.44	48	134.05	26	-83.39	-22
May	232.25	45	154.37	23	-77.88	-22
June	238.66	41	144.52	22	-94.14	-19
July	179.5	31	158.25	25	-21.25	-6
August	186.97	27	143.91	25	-43.06	-2
September	178.85	34	114.56	19	-64.29	-15
October	189.11	43	114.94	23	-74.17	-20
November	258.56	42	172.05	31	-86.51	-11
December	291.27	40				
TOTALS	2854.09	540	1631.04	280	-931.78	-220



Departmental Report: Environmental Services

COMMINGLE MRF 2023

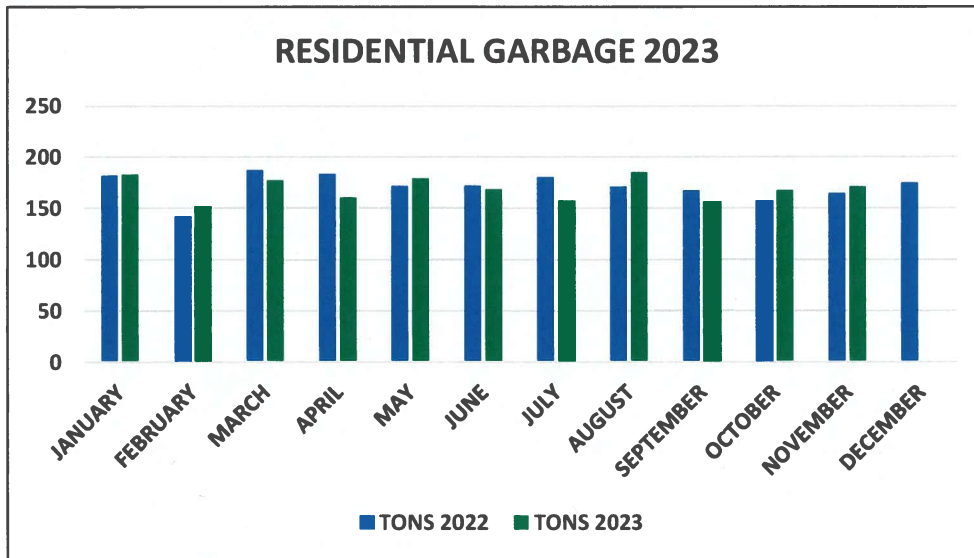
<u>MONTH</u>	<u>TONS 2022</u>	<u>TONS 2023</u>	<u>GAIN/LOSS</u>
JANUARY	17.56	19.01	1.45
FEBRUARY	15.33	22.97	7.64
MARCH	17.35	15.37	-1.98
APRIL	17.04	14.9	-2.14
MAY	16.84	18.97	2.13
JUNE	19.51	20.79	1.28
JULY	13.3	16.26	2.96
AUGUST	16.06	17.21	1.15
SEPTEMBER	14.82	16.28	1.46
OCTOBER	16.32	19.48	3.16
NOVEMBER	17.69	17.18	-0.51
DECEMBER	21.37		
TOTALS	203.19	198.42	16.6



Departmental Report: Environmental Services

RESIDENTIAL GARBAGE 2023

<u>MONTH</u>	<u>TONS 2022</u>	<u>TONS 2023</u>	<u>GAIN/LOSS</u>
JANUARY	181.95	182.75	0.8
FEBRUARY	141.85	151.51	9.66
MARCH	187.37	177.38	-9.99
APRIL	183.44	160.31	-23.13
MAY	171.54	179.03	7.49
JUNE	171.89	168.46	-3.43
JULY	180.31	157.51	-22.8
AUGUST	171.03	185.09	14.06
SEPTEMBER	167.38	156.59	-10.79
OCTOBER	157.42	167.65	10.23
NOVEMBER	164.46	171.14	6.68
DECEMBER	174.7		
TOTALS	2053.34	1857.42	-21.22



Departmental Report: Environmental Services

COMMERCIAL GARBAGE 2023

<u>MONTH</u>	<u>TONS 2022</u>	<u>TONS 2023</u>	<u>GAIN/LOSS</u>
JANUARY	297.7	338.98	41.28
FEBRUARY	315.31	308.54	-6.77
MARCH	351.51	355	3.49
APRIL	319.66	302.06	-17.6
MAY	344.2	343.31	-0.89
JUNE	292.67	337.67	45
JULY	314.76	316.36	1.6
AUGUST	341.29	338.14	-3.15
SEPTEMBER	328.73	322.93	-5.8
OCTOBER	330.25	301.24	-29
NOVEMBER	316.67	316.2	-0.47
DECEMBER	304.72		
TOTALS	3857.47	3580.43	27.68

