

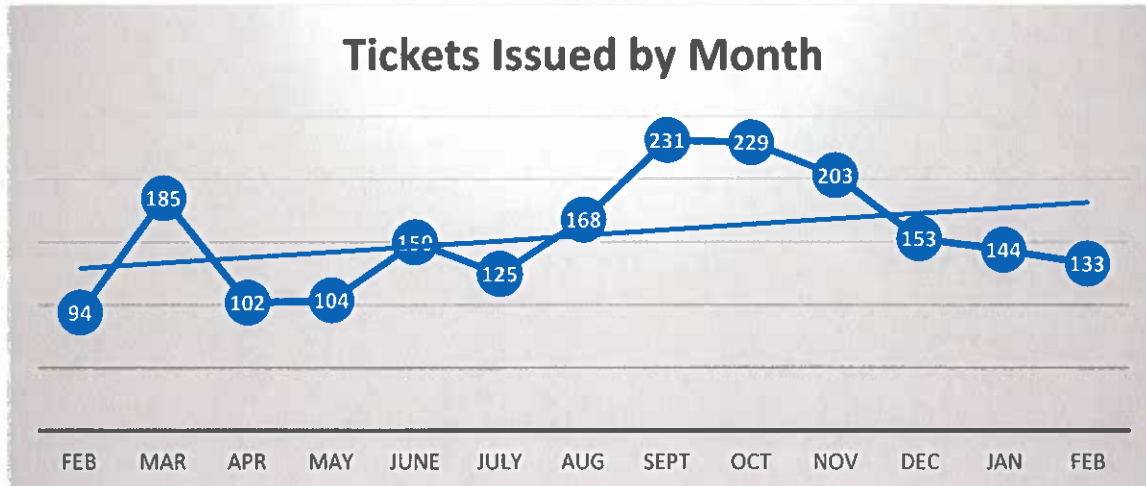
Hartsville Police Department

Monthly Report

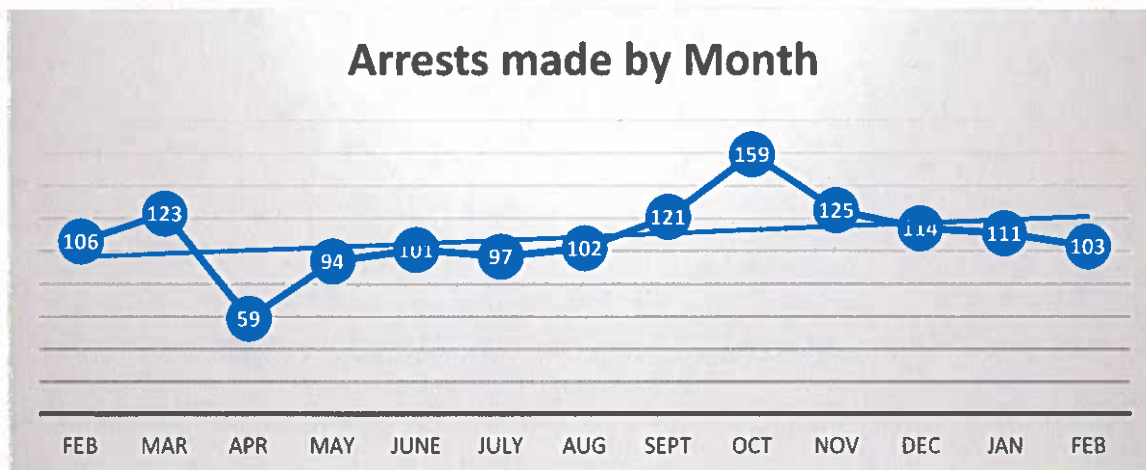


February 2024

Prepared by Kelley Woodham

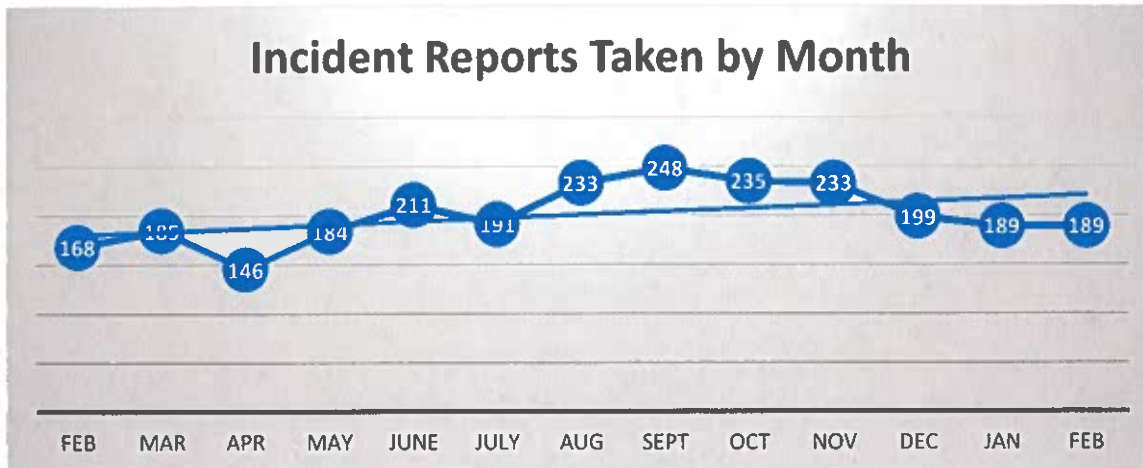


February 2024 showed a decrease in the issue of tickets from January 2023. This can be attributed the reduction in the slight number of arrest for the month of February 2024 as well as the slight decrease in reports for February 2024.



Arrest for February 2024 decreased slightly from the previous month, and was slightly below the rolling 12 month average. This drop could be due to the reduction in reports as well as tickets in February 2024.

Incident Reports Taken by Month



Incident Reports taken are a reflection of reports actually written. A report is not written for every call. Reports taken seem to fluctuate around an average of about 200 per month, with a slight decrease over the previous 12 months.

Arrestees and Victims

On average, between 60-65% of arrested persons come from outside the city limits, showing that we serve many more people than our in-town population.

February 2024 gave us 103 arrests, including 10 Juveniles (mostly drug/narcotics and NRP).

Crime Types

Arrests consisted of the following: (Major categories, not inclusive of all arrests):

Burglary	1	(0% from outside City)
Assaults	17	(59% from outside City)
Car Theft	0	(0% from outside City)
Thefts	5	(100% from outside City)
Shopliftings	1	(0% from outside City)
Forgery/Fraud	0	(0% from outside City)
Drug Offenses	27	(76% from outside City)
DUI/Drunkness	4	(75% from outside City)
Non-Reported State	23	(78% from outside City)*

*Non-Reported to State offenses are generally offenses like Driving Under Suspension, Operating Uninsured, Possession of Controlled Substance, and other crimes that are outside the typical violent/property crime classifications

Totals for all arrests (including those not listed above)

74 of 103 people arrested (72%) live outside the city limits.