

**Monthly Departmental Report: Environmental Services**



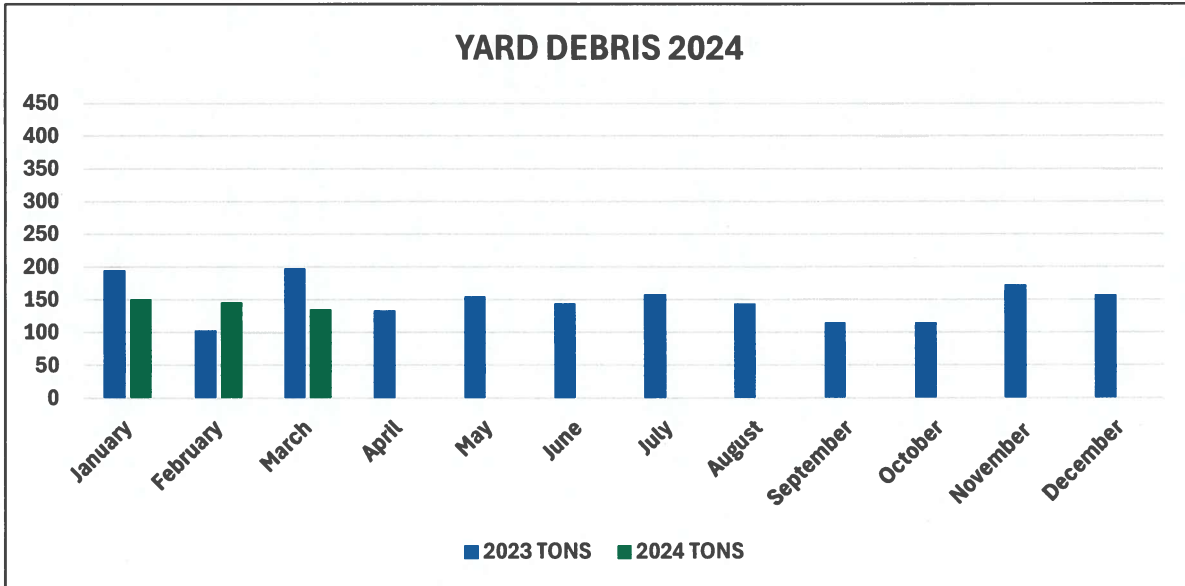
**March**

**2024**

## Departmental Report: Environmental Services

### Yard Debris 2024

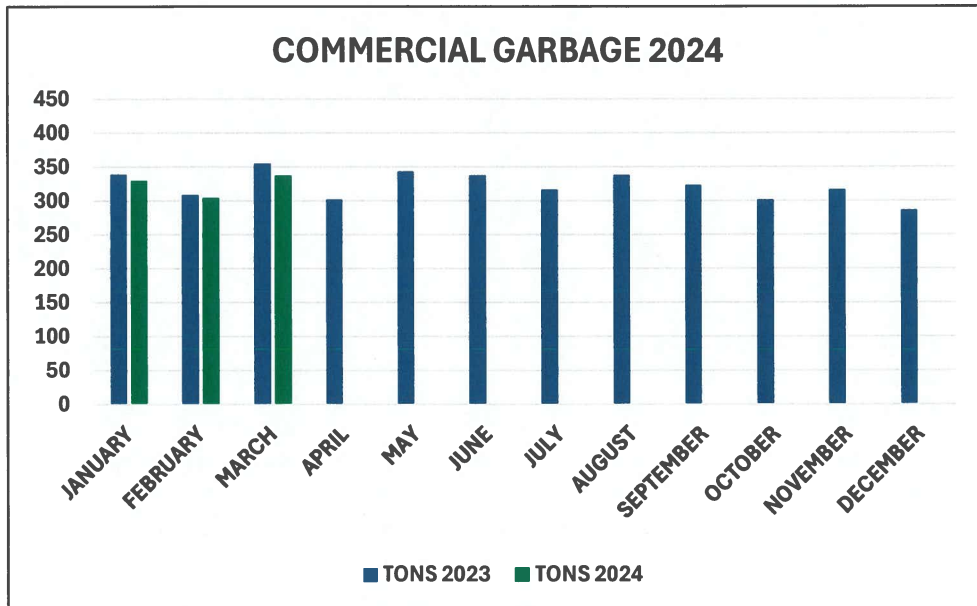
					TONNAGE	TRIPS
MONTH	2023 TONS	2023 TRIPS	2024 TONS	2024 TRIPS	GAIN/LOSS	GAIN/LOSS
January	193.72	34	150.28	29	-43.44	-5
February	102.67	16	145.97	31	43.3	15
March	198	36	134.56	30	-63.44	-6
April	134.05	26				
May	154.37	23				
June	144.52	22				
July	158.25	25				
August	143.91	25				
September	114.56	19				
October	114.94	23				
November	172.05	31				
December	157.3	24				
<b>TOTALS</b>	<b>1788.34</b>	<b>304</b>	<b>430.81</b>	<b>90</b>	<b>-63.58</b>	<b>4</b>



## Departmental Report: Environmental Services

### COMMERCIAL GARBAGE 2024

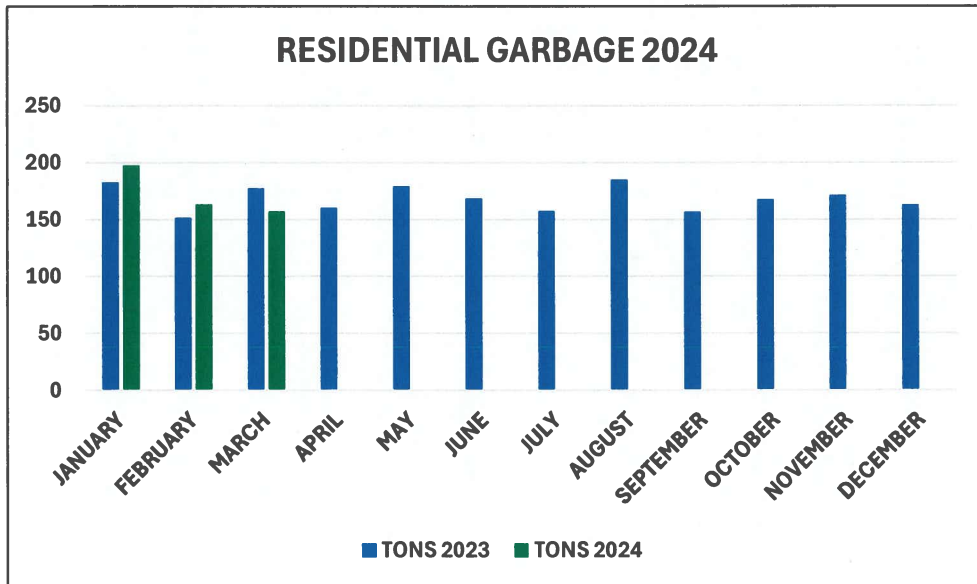
<u>MONTH</u>	<u>TONS 2023</u>	<u>TONS 2024</u>	<u>GAIN/LOSS</u>
JANUARY	338.98	329.91	-9.07
FEBRUARY	308.54	304.31	-4.23
MARCH	355	337.75	-17.25
APRIL	302.06		
MAY	343.31		
JUNE	337.67		
JULY	316.36		
AUGUST	338.14		
SEPTEMBER	322.93		
OCTOBER	301.24		
NOVEMBER	316.2		
DECEMBER	285.89		
TOTALS	3866.32	971.97	-30.55



**Departmental Report: Environmental Services**

**RESIDENTIAL GARBAGE 2024**

<u>MONTH</u>	<u>TONS 2023</u>	<u>TONS 2024</u>	<u>GAIN/LOSS</u>
JANUARY	182.75	197.61	14.86
FEBRUARY	151.51	163.35	11.84
MARCH	177.38	157.23	-20.15
APRIL	160.31		
MAY	179.03		
JUNE	168.46		
JULY	157.51		
AUGUST	185.09		
SEPTEMBER	156.59		
OCTOBER	167.65		
NOVEMBER	171.14		
DECEMBER	162.89		
TOTALS	2020.31	518.19	6.55



**Departmental Report: Environmental Services**

**COMMINGLE MRF 2024**

<b><u>MONTH</u></b>	<b><u>TONS 2023</u></b>	<b><u>TONS 2024</u></b>	<b><u>GAIN/LOSS</u></b>
JANUARY	19.01	19.91	0.9
FEBRUARY	22.97	17.23	-5.74
MARCH	15.37	20.34	4.97
APRIL	14.9		
MAY	18.97		
JUNE	20.79		
JULY	16.26		
AUGUST	17.21		
SEPTEMBER	16.28		
OCTOBER	19.48		
NOVEMBER	17.18		
DECEMBER	21.29		
TOTALS	219.71	57.48	0.13

