

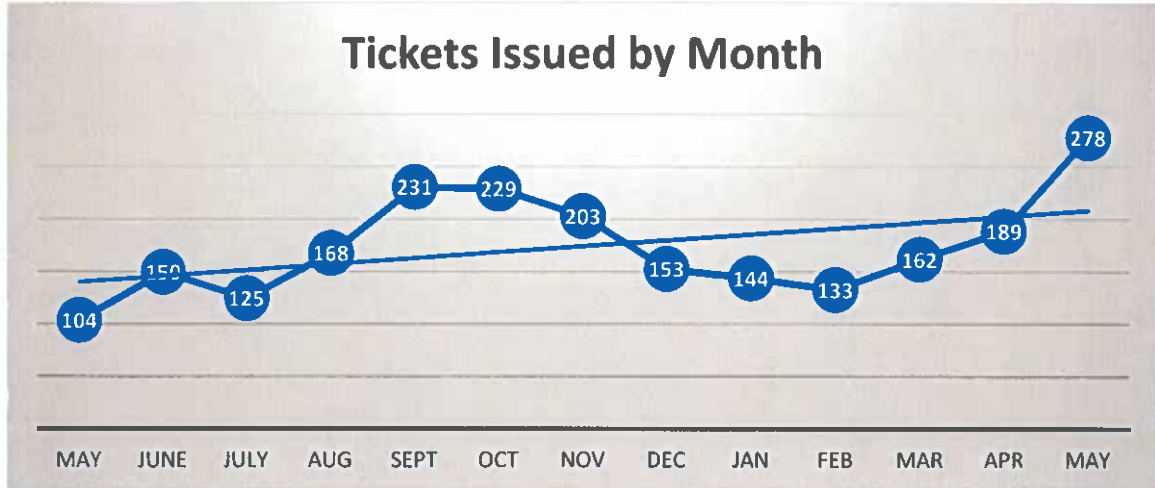
Hartsville Police Department

Monthly Report

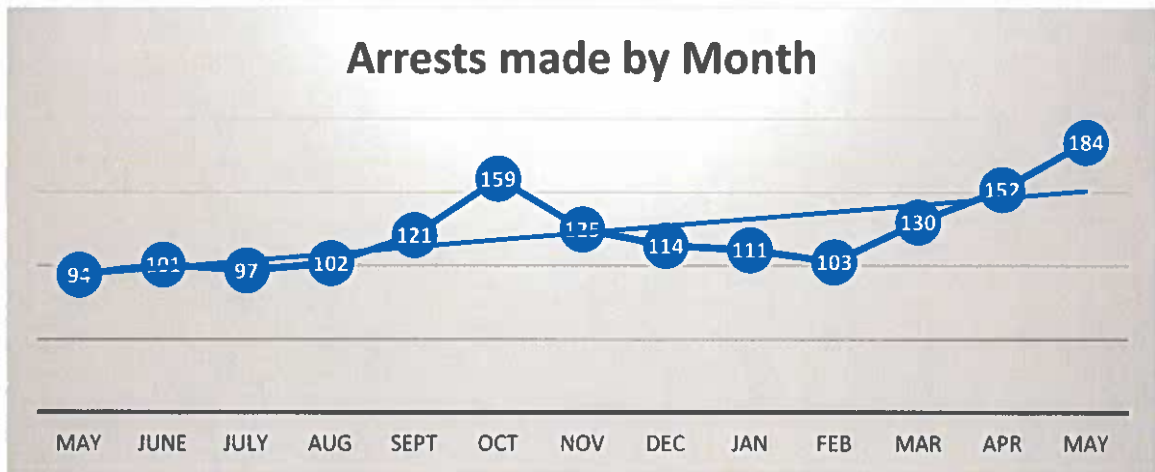


May 2024

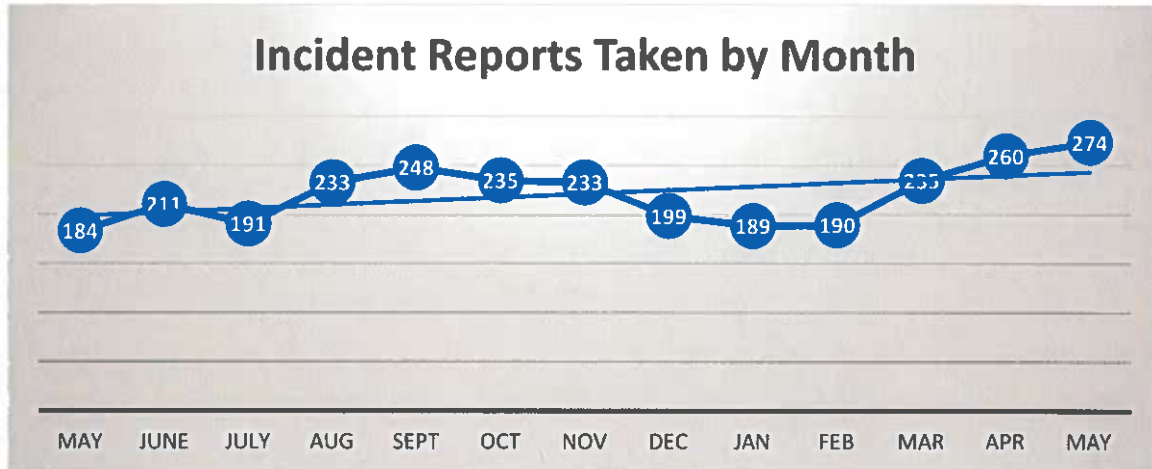
Prepared by Janice Woodham



May 2024 showed an increase in the issue of tickets from April 2024. This can be attributed the increase in the number of arrest for the month of May 2024 as well as the increase in reports for May 2024. This could be do the start of the CRU for summer months.



Arrest for May 2024 increased slightly from the previous month, and was higher than the rolling 12 month average. This increase could be due to the increase in reports as well as tickets in May 2024.



Incident Reports taken are a reflection of reports actually written. A report is not written for every call. Reports taken seem to fluctuate around an average of about 200 per month, with an increase over the previous 12 months.

Arrestees and Victims

On average, between 60-65% of arrested persons come from outside the city limits, showing that we serve many more people than our in-town population.

May 2024 gave us 184 arrests, including 27 Juveniles (mostly drug/narcotics and NRP).

Crime Types

Arrests consisted of the following: (Major categories, not inclusive of all arrests):

Burglary	3	(67% from outside City)
Assaults	19	(47% from outside City)
Car Theft	0	(0% from outside City)
Thefts	3	(100% from outside City)
Shopliftings	5	(60% from outside City)
Forgery/Fraud	1	(0% from outside City)
Drug Offenses	49	(69% from outside City)
DUI/Drunkness	2	(50% from outside City)
Non-Reported State	68	(57% from outside City)*

*Non-Reported to State offenses are generally offenses like Driving Under Suspension, Operating Uninsured, Possession of Controlled Substance, and other crimes that are outside the typical violent/property crime classifications

Totals for all arrests (including those not listed above)

109 of 184 people arrested (59%) live outside the city limits.